



Technologies and perspectives for achieving carbon neutrality

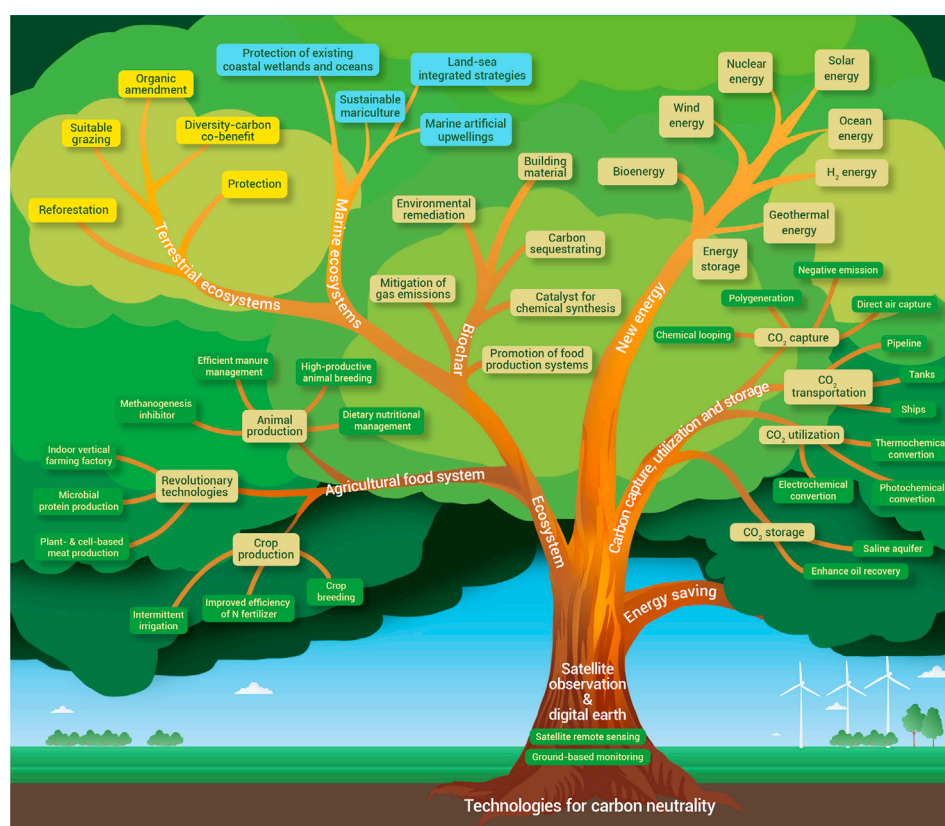
Fang Wang,^{1,48,49,*} Jean Damascene Harindintwali,^{1,48} Zhizhang Yuan,^{2,48,49} Min Wang,^{3,48,49} Faming Wang,^{18,19,48} Sheng Li,^{4,48,49} Zhigang Yin,^{17,48} Lei Huang,^{5,6,49} Yuhao Fu,^{1,48} Lei Li,^{20,48} Scott X. Chang,²¹ Linjuan Zhang,^{22,48} Jörg Rinklebe,²³ Zuoqiang Yuan,^{24,48} Qinggong Zhu,^{25,48} Leilei Xiang,^{1,48} Daniel C.W. Tsang,²⁶ Liang Xu,^{27,48} Xin Jiang,^{1,48} Jihua Liu,^{7,28} Ning Wei,^{29,48} Matthias Kästner,³⁰ Yang Zou,^{22,48} Yong Sik Ok,³¹ Jianlin Shen,^{3,48} Dailiang Peng,^{5,6,48} Wei Zhang,^{32,48} Damià Barceló,³³ Yongjin Zhou,^{2,48} Zhaohai Bai,^{34,48} Boqiang Li,^{35,48} Bin Zhang,^{20,48} Ke Wei,^{36,48} Hujun Cao,^{2,48} Zhiliang Tan,^{3,48} Liu-bin Zhao,³⁷ Xiao He,^{38,48} Jinxing Zheng,^{39,48} Nanthi Bolan,⁴⁰ Xiaohong Liu,^{32,48} Changping Huang,^{6,48} Sabine Dietmann,⁴¹ Ming Luo,^{18,48} Nannan Sun,^{42,48} Jirui Gong,⁴³ Yulie Gong,^{44,48} Ferdi Brahushi,⁴⁵ Tangtang Zhang,⁴⁶ Cunde Xiao,⁴³ Xianfeng Li,^{2,48,*} Wenfu Chen,⁴⁷ Nianzhi Jiao,^{7,8,9,*} Johannes Lehmann,^{10,11} Yong-Guan Zhu,^{12,13,48,*} Hongguang Jin,^{4,48,*} Andreas Schäffer,¹⁴ James M. Tiedje,^{15,*} and Jing M. Chen^{16,*}

*Correspondence: wangfang@issas.ac.cn (F.W.); lixianfeng@dicp.ac.cn (X.L.); jiao@xmu.edu.cn (N.J.); ygzhu@iue.ac.cn (Y.-G.Z.); hgjin@iet.cn (H.J.); tiedje@msu.edu (J.M.T.); jing.chen@utoronto.ca (J.M.C.)

Received: September 20, 2021; Accepted: October 27, 2021; Published Online: October 30, 2021; <https://doi.org/10.1016/j.xinn.2021.100180>

© 2021 The Authors. This is an open access article under the CC BY-NC-ND license (<http://creativecommons.org/licenses/by-nc-nd/4.0/>).

Graphical abstract



Public summary

- Carbon neutrality may be achieved by reforming current global development systems to minimize greenhouse gas emissions and increase CO₂ capture
- Harnessing the power of renewable and carbon-neutral resources to produce energy and other fossil-based alternatives may eliminate our dependence on fossil fuels
- Protecting natural carbon sinks and promoting CO₂ capture, utilization, and storage are conducive to mitigating climate change
- This review presents the current state, opportunities, challenges, and perspectives of technologies related to achieving carbon neutrality



Technologies and perspectives for achieving carbon neutrality

Fang Wang,^{1,48,49,*} Jean Damascene Harindintwali,^{1,48} Zhizhang Yuan,^{2,48,49} Min Wang,^{3,48,49} Faming Wang,^{18,19,48} Sheng Li,^{4,48,49} Zhigang Yin,^{17,48} Lei Huang,^{5,6,49} Yuhao Fu,^{1,48} Lei Li,^{20,48} Scott X. Chang,²¹ Linjuan Zhang,^{22,48} Jörg Rinklebe,²³ Zuoqiang Yuan,^{24,48} Qinggong Zhu,^{25,48} Leilei Xiang,^{1,48} Daniel C.W. Tsang,²⁶ Liang Xu,^{27,48} Xin Jiang,^{1,48} Jihua Liu,^{7,28} Ning Wei,^{29,48} Matthias Kästner,³⁰ Yang Zou,^{22,48} Yong Sik Ok,³¹ Jianlin Shen,^{3,48} Dailiang Peng,^{5,6,48} Wei Zhang,^{32,48} Damià Barceló,³³ Yongjin Zhou,^{2,48} Zhaohai Bai,^{34,48} Boqiang Li,^{35,48} Bin Zhang,^{20,48} Ke Wei,^{36,48}

(Author list continued on next page)

Global development has been heavily reliant on the overexploitation of natural resources since the Industrial Revolution. With the extensive use of fossil fuels, deforestation, and other forms of land-use change, anthropogenic activities have contributed to the ever-increasing concentrations of greenhouse gases (GHGs) in the atmosphere, causing global climate change. In response to the worsening global climate change, achieving carbon neutrality by 2050 is the most pressing task on the planet. To this end, it is of utmost importance and a significant challenge to reform the current production systems to reduce GHG emissions and promote the capture of CO₂ from the atmosphere. Herein, we review innovative technologies that offer solutions achieving carbon (C) neutrality and sustainable development, including those for renewable energy production, food system transformation, waste valorization, C sink conservation, and C-negative manufacturing. The wealth of knowledge disseminated in this review could inspire the global community and drive the further development of innovative technologies to mitigate climate change and sustainably support human activities.

Keywords: carbon neutrality; renewable energy; carbon sequestration; carbon capture and utilization; carbon footprint reduction; climate change mitigation

INTRODUCTION

Industrialization, the engine for economic expansion and urbanization, has accelerated the development of different sectors in association with the growth of the global population and affluence.^{1,2} By 2050, the world's population is expected to grow from 7.8 billion in 2020 to 9.9 billion, requiring 80% more energy and 70% more food, when the accompanying increase in living standards is considered.^{3,4} Over the past two centuries, the world economy has heavily depended on the overexploitation of natural resources and the alteration of the life-supporting biogeochemical cycles and processes in the biosphere.⁵ The current boom in the use of petroleum resources and deforestation is a response to the pressure to meet the growing demand for energy, food, and other commodities.^{4,6} These eco-unfriendly practices are the root causes of the increased emissions of anthropogenic sources

¹CAS Key Laboratory of Soil Environment and Pollution Remediation, Institute of Soil Science, Chinese Academy of Sciences, Nanjing 210008, China

²Dalian Institute of Chemical Physics, Chinese Academy of Sciences, Dalian 116023, China

³Key Laboratory for Agro-Ecological Processes in Subtropical Region, Institute of Subtropical Agriculture, Chinese Academy of Sciences, Changsha 410125, China

⁴Institute of Engineering Thermophysics, Chinese Academy of Sciences, Beijing 100190, China

⁵International Research Center of Big Data for Sustainable Development Goals, Beijing 100094, China

⁶Aerospace Information Research Institute, Chinese Academy of Sciences, Beijing 100094, China

⁷Joint Laboratory for Ocean Research and Education at Dalhousie University, Shandong University and Xiamen University, Halifax, NS, B3H 4R2, Canada, Qingdao 266237, China, and, Xiamen 361005, China

⁸Institute of Marine Microbes and Ecospheres, Xiamen University, Xiamen 361101, China

⁹State Key Laboratory of Marine Environmental Science and College of Ocean and Earth Sciences, Fujian Key Laboratory of Marine Carbon Sequestration, Xiamen University, Xiamen 361005, China

¹⁰School of Integrative Plant Science, Section of Soil and Crop Sciences, Cornell University, Ithaca, NY 14853, USA

¹¹Institute for Advanced Studies, Technical University Munich, Garching 85748, Germany

¹²Key Lab of Urban Environment and Health, Institute of Urban Environment, Chinese Academy of Sciences, Xiamen 361021, China

¹³State Key Laboratory of Urban and Regional Ecology, Research Center for Eco-Environmental Sciences, Chinese Academy of Sciences, Beijing 100085, China

¹⁴Institute for Environmental Research, RWTH Aachen University, Aachen 52074, Germany

¹⁵Center for Microbial Ecology, Department of Plant, Soil and Microbial Sciences, Michigan State University, East Lansing, MI 48824, USA

¹⁶Department of Geography and Planning, University of Toronto, Ontario, Canada, M5S 3G3

¹⁷Fujian Institute of Research on the Structure of Matter, Chinese Academy of Sciences, Fuzhou 350002, China

¹⁸South China Botanical Garden, Chinese Academy of Sciences, Guangzhou 510650, China

¹⁹Southern Marine Science and Engineering Guangdong Laboratory (Guangzhou), Guangzhou 511458, China

²⁰State Key Laboratory of Coal Conversion, Institute of Coal Chemistry, Chinese Academy of Sciences, Taiyuan 030001, China

²¹Department of Renewable Resources, University of Alberta, Edmonton, AB T6G 2E3, Canada

²²Shanghai Institute of Applied Physics, Chinese Academy of Sciences, Shanghai 201800, China

²³Department of Soil and Groundwater Management, Bergische Universität Wuppertal, Wuppertal 42285, Germany

²⁴CAS Key Laboratory of Forest Ecology and Management, Institute of Applied Ecology, Chinese Academy of Sciences, Shenyang 110016, China

²⁵Institute of Chemistry, Chinese Academy of Sciences, Beijing 100190, China

²⁶Department of Civil and Environmental Engineering, Hong Kong Polytechnic University, Hong Kong, China

²⁷Beijing Institute of Nanoenergy and Nanosystems, Chinese Academy of Sciences, Beijing 101400, China

²⁸Institute of Marine Science and Technology, Shandong University, Qingdao 266273, China

²⁹Institute of Rock and Soil Mechanics, Chinese Academy of Sciences, Wuhan 430000, China

³⁰Department of Environmental Biotechnology, Helmholtz Centre for Environmental Research – UFZ, Leipzig 04318, Germany

³¹Korea University, Seoul 02841, Korea

(Affiliations continued on next page)

Hujun Cao,^{2,48} Zhiliang Tan,^{3,48} Liu-bin Zhao,³⁷ Xiao He,^{38,48} Jinxing Zheng,^{39,48} Nanthi Bolan,⁴⁰ Xiaohong Liu,^{32,48} Changping Huang,^{6,48} Sabine Dietmann,⁴¹ Ming Luo,^{18,48} Nannan Sun,^{42,48} Jirui Gong,⁴³ Yulie Gong,^{44,48} Ferdi Brahushi,⁴⁵ Tangtang Zhang,⁴⁶ Cunde Xiao,⁴³ Xianfeng Li,^{2,48,*} Wenfu Chen,⁴⁷ Nianzhi Jiao,^{7,8,9,*} Johannes Lehmann,^{10,11} Yong-Guan Zhu,^{12,13,48,*} Hongguang Jin,^{4,48,*} Andreas Schäffer,¹⁴ James M. Tiedje,^{15,*} and Jing M. Chen^{16,*}

of global greenhouse gases (GHGs), the primary drivers of climate change. In 2016, energy and food systems accounted for more than 90% of all global emissions of GHGs (mainly in the form of CO₂).⁷ It is expected that GHG emissions will increase by 50% by 2050, mainly due to the expected 70% increase in energy-related CO₂ emissions.^{4,8} If these emissions keep rising at their current rate, it will push the carbon (C) cycle out of its dynamic equilibrium, leading to irreversible changes in the climate system. Therefore, concerted efforts to reduce C emissions and increase C sequestration have to be initiated through a variety of socio-economic and technological interventions.^{9,10}

In response to the ever-increasing global greenhouse effect, all countries signed a landmark United Nations climate agreement in Paris on December 12, 2015, to jointly tackle GHG emissions and combat climate change.¹¹ Under the 2015 Paris agreement, all countries agreed to keep warming below 2.0°C and make an effort to curb global warming to less than 1.5°C by achieving C neutrality by 2050.^{12,13} The global average temperature in 2020 was 1.2°C warmer than the pre-industrial temperature, and the effects of this warming are felt globally.¹⁴ Based on the current climate data, there is an urgent need to accelerate our efforts to reduce atmospheric GHG concentrations to reverse global climate change.

To achieve C neutrality and sustainably support human activities, it is of utmost importance to reduce fossil fuel and food C emissions while promoting C sequestration in terrestrial and marine ecosystems.¹⁵ Different strategic paths to achieve C neutrality have been mapped out in different countries^{16,17} but, due to the magnitude of the fluxes involved, reducing C emissions to net-zero is challenging. According to the International Energy Agency,¹⁸ if the world is to become C neutral by 2050, the extraction and development of new crude oil, natural gas, and coal must stop in 2021. In this regard, investment in research and adoption of renewable energy from C-free sources (i.e., sunlight, tide, wind, water, wave, rain, and geothermal power) and biomass (i.e., organic materials from plants or animals) are the key to bridging the gap between the rhetoric and reality of net-zero CO₂ emissions.

Renewable resources can provide more than 3,000 times the current global energy demand.¹⁹ The global demand for renewable energy (in the form of electricity, heat, and biofuels) has expanded considerably in the past decade, with the share of renewables in global electricity production growing from 27% in 2019 to 29% in 2020.²⁰ Despite this progress in renewable energy use, the pace of transition from conventional to renewable energy is not fast enough, and the world is not on track to achieve C neutrality and sustainable development by 2050. Therefore, more effort is needed to transform the energy sector into a climate-neutral hub. This can be accomplished through the collaborative work of various multidisciplinary research teams and the application of integrated approaches developed as a result of recent scientific and technological advances in civil and environmental engineering, biotechnology, nanotechnology, and other areas. In addition to the development of renewable energy, the management of food systems also needs to be optimized to increase production efficiency and reduce C emissions. This can be achieved through the development of new technologies for better fertilizer production and precision agriculture, integrating crop-livestock production systems, and developing C-neutral food production systems. Given that the world is unlikely to substantially reduce fossil fuel-based CO₂ emissions in the short term, harnessing the power of natural resources and processes to remove CO₂ from the atmosphere presents a feasible route toward C neutrality. To mitigate climate change, various potential strategies for enhancing C capture from the atmosphere through industrial means and C sequestration in terrestrial and marine ecosystems are being investigated. These include bioenergy with C capture and storage;²¹ enhanced rock weathering by spreading crushed minerals, which are naturally capable of adsorbing CO₂ on land or in the ocean;²² afforestation and reforestation;²³ soil C sequestration via biochar, compost, direct biowaste incorporation, and conservation tillage, among others;^{24–26} ocean fertilization through the application of iron or/and other nutrients for promoting the growth of photosynthetic plankton;²⁷ coastal wetlands restoration; and direct air capture using chemicals to remove CO₂ directly from the atmosphere.²⁸ It is necessary to evaluate the practicality, cost, acceptability, and usefulness of each of those

³²Chongqing Institute of Green and Intelligent Technology, Chinese Academy of Sciences, Chongqing 400714, China

³³Catalan Institute for Water Research ICRA-CERCA, Girona 17003, Spain

³⁴Key Laboratory of Agricultural Water Resources, Hebei Key Laboratory of Soil Ecology, Center for Agricultural Resources Research, Institute of Genetic and Developmental Biology, Chinese Academy of Sciences, Shijiazhuang 050021, China

³⁵CAS Key Laboratory of Plant Resources, Institute of Botany, Chinese Academy of Sciences, Beijing 100093, China

³⁶Institute of Atmospheric Physics, Chinese Academy of Sciences, Beijing 100029, China

³⁷Department of Chemistry, School of Chemistry and Chemical Engineering, Southwest University, Chongqing 400715, China

³⁸Institute of High Energy Physics, Chinese Academy of Sciences, Beijing 100049, China

³⁹Institute of Plasma Physics, Chinese Academy of Sciences, Hefei 230031, China

⁴⁰School of Agriculture and Environment, Institute of Agriculture, University of Western Australia, Crawley 6009, Australia

⁴¹Institute for Informatics (I²), Washington University, St. Louis, MO 63110-1010, USA

⁴²Shanghai Advanced Research Institute, Chinese Academy of Sciences, Shanghai 201210, China

⁴³Key Laboratory of Surface Processes and Resource Ecology, Faculty of Geographical Science, Beijing Normal University, Beijing 100875, China

⁴⁴CAS Key Laboratory of Renewable Energy, Guangzhou Institute of Energy Conversion, Chinese Academy of Sciences, Guangzhou 510640, China

⁴⁵Department of Agro-environment and Ecology, Agricultural University of Tirana, Tirana 1029, Albania

⁴⁶Key Laboratory of Land Surface Process and Climate Change in Cold and Arid Regions, Chinese Academy of Sciences, Lanzhou 730000, China

⁴⁷Shenyang Agricultural University, Shenyang 110866, China

⁴⁸University of Chinese Academy of Sciences, Beijing 100049, China

⁴⁹Co-first authors

*Correspondence: wangfang@issas.ac.cn (F.W.), lixianfeng@dicp.ac.cn (X.L.), jiao@xmu.edu.cn (N.J.), ygzhu@iue.ac.cn (Y.-G.Z.), hgjin@iet.cn (H.J.), tiedje@msu.edu (J. M.T.), jing.chen@utoronto.ca (J.M.C.)

Received: September 20, 2021; Accepted: October 27, 2021; Published Online: October 30, 2021; <https://doi.org/10.1016/j.xinn.2021.100180>

© 2021 The Authors. This is an open access article under the CC BY-NC-ND license (<http://creativecommons.org/licenses/by-nc-nd/4.0/>).

Citation: Wang F., Harindintwali J.D., Yuan Z., et al., (2021). Technologies and perspectives for achieving carbon neutrality. *The Innovation* 2(4), 100180.

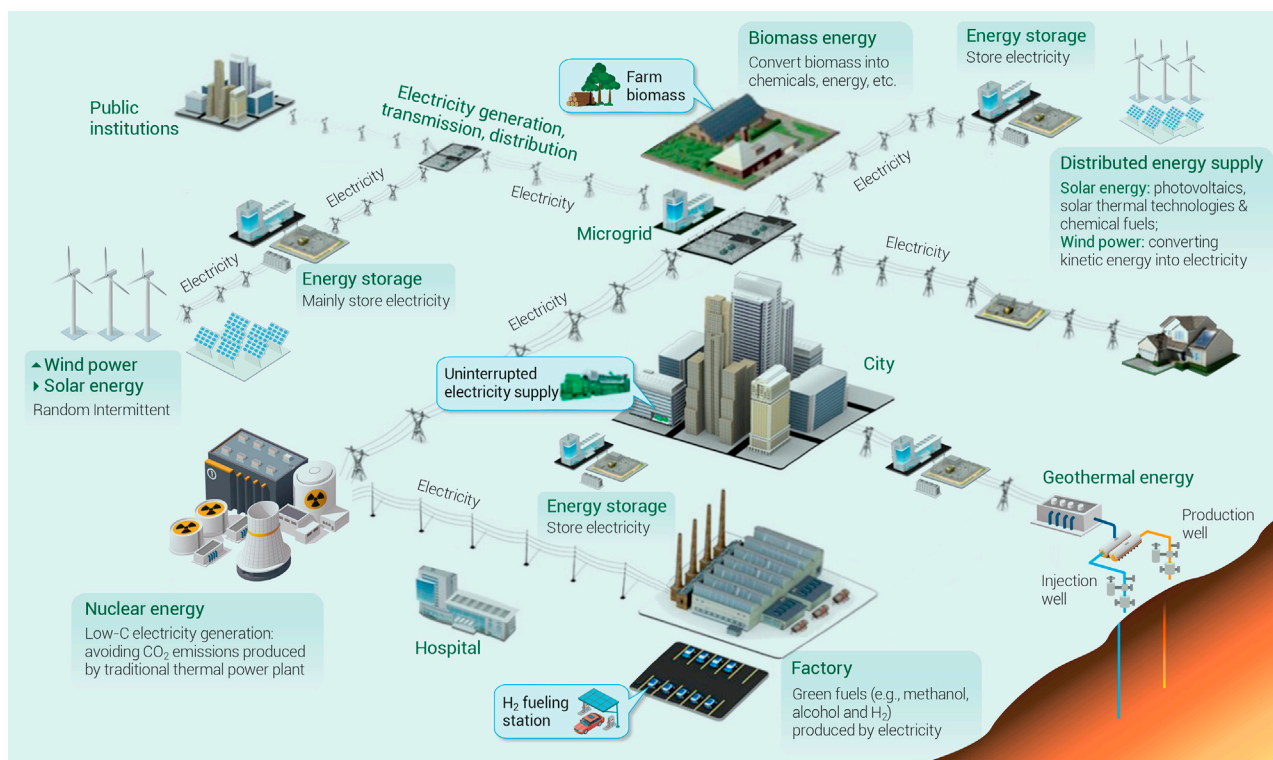


Figure 1. Core technologies for renewable energy production

so-called negative emission technologies (NETs) in mitigating climate change and its influence on global ecosystems and human activities.

There have been many reviews exploring pathways to C neutrality, with the focus on renewable energy sources,^{19,29} C capture and storage in terrestrial and marine ecosystems,^{22,30–35} and food system transformations.^{36–41} However, to the best of our knowledge, no review has compared the strengths and challenges of all available new technologies toward C neutrality or highlighted uncertainties associated with those new technologies in climate change mitigation.

This review focuses on new technologies designed to accelerate our race to C neutrality in different areas, including those for renewable energy, sustainable food systems (increasing soil C sequestration and reducing C emissions), sustaining the health of Earth's largest C stores (restoration and protection of marine and forest ecosystems), and C-neutral chemical industrial production. The information disseminated in this review is expected to inspire the global scientific community and stimulate interest in further research on new pathways to achieve C neutrality and the United Nations Sustainable Development Goals.

TECHNOLOGIES FOR RENEWABLE ENERGY

The overconsumption of energy from non-renewable resources increases energy scarcity, greenhouse gas emissions, climate change, and environmental degradation, posing threats to mankind. As a result, the ecological awareness of humankind and the transition to low-C or C-free energy are more concerning now than at any time in the past. A series of policies have been developed on a global scale^{42,43} to address those concerns.

Among clean energies, renewables, such as solar energy, wind power, and ocean energy, are regarded as some of the most important and efficient means to achieve C neutrality. In addition to nuclear and H₂ energy, which have the advantages of low resource consumption and low pollution risk, and are identified as the strategic approach to ensure national energy security and to achieve the goal of "C neutrality," bioenergy is also key to reorganizing the structure of energy supply and consumption. Core technologies for renewable energy (Figure 1), and the effects of these technolo-

gies on realizing C neutrality, are discussed below. In particular, the future development and feasible progress of these technologies are also presented.

Solar energy

Solar energy is an inexhaustible resource. Because of its clean, renewable, and ubiquitous nature, solar energy can play an important role in the global renewable energy supply.⁴⁴ Currently, fossil sources (e.g., oil, coal, and natural gas) still dominate the total energy consumption across the world. In contrast, solar energy, hydropower, wind power, and tidal energy, which do not produce C emissions, only constitute a small part of the energy consumption. To achieve C neutrality, it is essential to increase renewable energy use. Thus, replacing traditional fossil fuel with renewable energy from sunlight is highly desirable and crucial for reducing CO₂ emissions and decarbonizing energy systems toward C neutrality.

The rapidly developing photovoltaic technology has been recognized as a powerful method to harness solar energy.⁴⁵ Conventional thin-film solar cells using inorganic semiconductors, such as silicon, gallium arsenide (GaAs), copper indium gallium selenide, and cadmium telluride (CdTe) materials, have been industrialized on a large scale, as they have high power conversion efficiencies and salient operational stability. Some newly emerging solar cells, such as organic solar cells, perovskite solar cells, quantum dot solar cells, and other integrated devices, have been developed as promising photovoltaic technologies in recent years.^{45–49} This new generation of solar cells can complement traditional solar cells and will act as alternative low-cost photovoltaic technologies in many specific areas to provide power generation and thus effectively reduce CO₂ emissions. Although their power conversion efficiencies have reached more than 18%, it is necessary to further improve the efficiency and stability of large-area solar cells and reduce the product manufacturing and decarbonization costs. In addition, solar cell panels and photovoltaic grid-connected systems are also essential to electricity generation and may accelerate our race to C neutrality. Recent research showed that installing solar panels on rooftops may decrease GHG emissions by 57% in the near term (approximately 10 years) and achieve C neutrality in the long term (about 30 years).⁵⁰

Solar thermal technologies rely on photothermal conversion to achieve heat, steam, and electricity production for C-neutral operations, unlike photovoltaic techniques. When solar thermal technologies, such as concentrated solar power systems, are employed in commercial and residential sectors to replace natural gas as a source of energy, an obvious reduction in both energy consumption of fossil fuels and CO₂ emissions has been observed.^{51,52} Besides photovoltaic and solar thermal technologies, some strategies to convert solar radiation into stable chemical fuels also provide feasible ways for large-scale utilization and storage of solar energy toward energy decarbonization. For instance, great efforts have been made on solar hydrogen production, demonstrating an extremely attractive route to produce hydrogen fuel by adopting renewable solar energy or solar-derived power to electrolyze water.^{53,54} Note that hydrogen fuel is an ideal clean energy source to deliver C-free emissions, showing a great potential to reduce GHG emissions. Recently, a new concept of liquid sunshine has been proposed for combining solar energy with captured CO₂ and water to generate green liquid fuels, such as methanol and alcohol, which may deliver an ecologically balanced cycle between generation and utilization of CO₂ in global production systems.⁵⁵

Solar energy represents an ideal solution to meet the energy demands in a low-C and C-free society. Owing to the low-operating costs, a series of useful measures based on solar energy techniques are good candidates to reduce C emissions and utilize CO₂ to form clean energy storage, thereby playing an irreplaceable role in the realization of C neutrality. The next decades will require accelerated development of advanced energy conversion/storage technologies and large-scale deployment of solar energy combined with clean resources to promote integrated pathways to C-neutral energy systems.

Wind energy

Wind results from the motion of air due to uneven heating of the Earth's surface by the Sun. This means that wind power could be regarded as indirect solar energy.⁵⁶ Like solar energy, wind energy will play a critical role in realizing "C peak and C neutrality."

The Earth has abundant wind resources, which are mainly distributed in grasslands, deserts, coastal areas, and islands.⁵⁷ The site location has a significant impact on the economy, technicality, and implementation of wind energy. The world attaches great importance to and vigorously supports the development of wind power. However, one of the issues that hinders wind energy utilization is the noise generated by wind turbines. Strategies to reduce or minimize the noise produced by wind turbines and further utilize wind sources sensibly are urgently needed. Another concern with wind energy production is that wind turbines may have an adverse effect on birds via collisions, disruptions, or habitat destruction if they are located inappropriately.

Although the wind resource on Earth is abundant, the uneven distribution of wind resources across the landscape poses a challenge to the transport of electrical energy produced by wind turbines. And the unpredictable nature of winds in terms of speed and direction will result in a variable and unstable phase, amplitude, and frequency for the generation of electricity, which may make it difficult to be integrated into the grid, resulting in a waste of wind energy. The cost of installing a wind turbine is currently quite high, which also hinders the widespread adoption of this technology. It is necessary to devote more efforts to exploring and developing wind energy technology to meet the needs of energy users.

Ocean energy

Ocean energy refers to the energy contained in the water body in the ocean and is both renewable and clean. The ocean energy reserve is enormous globally and is enough to power the entire world. There are typically five different energy forms: tidal energy, wave energy, ocean current energy, thermal energy, and osmotic energy. The tidal, wave, and current energies are mechanical energy. The research of exploiting ocean energy was started a few decades ago. The geographical distribution varies broadly for different energy forms, and the harnessing technologies are also quite different.

Tidal energy is the energy contained in the tide, including the potential energy related to the water level and the kinetic energy of the tidal current. The tide originates from the gravitational interaction of sea water with the Moon or the Sun. Tidal energy is estimated to be about 1,200 TWh per year, which is relatively low among all ocean energy forms⁵⁸ due to limited locations from where tidal energy can be harvested. The tidal barrage is adopted to harvest the potential energy of tides, which is relatively technologically mature. Early tidal barrages started to operate in the 1960s, and tidal energy now has the largest share of ocean energy being exploited (Khare et al., 2019). Harnessing tidal current power mainly relies on turbines, although other types of devices are also under development.

Wave energy is the kinetic and potential energy in water waves, which is widely distributed. It essentially comes from wind, which transmits part of its kinetic energy to the water at the ocean surface. The potential of wave energy globally is 29,500 TWh per year.⁵⁹ The technology for harvesting wave energy is less mature than that for tidal energy, and many different types of devices are being tested on a small scale toward commercialization. The major device forms include point absorber, attenuator, oscillating water column devices, and overtopping devices. Besides traditional large devices using electromagnetic generators, new technologies based on triboelectric nanogenerator networks are also being developed toward effective harvesting of wave energy economically.⁶⁰

Ocean current energy is reserved in the large circulations of sea water globally. It is the kinetic energy in the water flow. The supply of this source of energy is stable with little fluctuation. It can be extracted using turbines. The device needs to be deployed in deep sea and far from the shore; thus, less effort has been devoted to harnessing this type of energy.

Thermal energy originates from the Sun's irradiation, which heats the upper layer of the sea water, making its temperature different from the water in the deep sea. Such temperature differences can be exploited for electricity generation mainly based on thermal cycles. Due to the high-temperature difference required for improved efficiency, this form of energy is mainly distributed in the tropical region. The potential for this energy is estimated to be 44,000 TWh per year.⁶¹ The utilization of this form of energy is still at the research stage by universities and research institutes.

Osmotic energy, also called salinity gradient energy, is the energy that exists between water bodies with different salt concentrations. The salinity of sea water is not homogenous globally; for example, a salinity gradient is formed in estuaries where fresh water meets salt water. The harness of such energy relies on high-performance membranes that are robust in sea water. Two main technologies are being tested at present: pressure-retarded osmosis and reversed electrodialysis.⁵⁹ Osmotic energy is still a conceptual energy source and is not ready for commercialization.

The ocean energy reserve is enormous globally and is enough to power the entire world. Technologies to harvest tidal and wave energy are on the verge of commercialization. Technologies for harvesting ocean current energy, thermal energy, and osmotic energy are still in their early development stage. Major challenges of exploiting ocean energy lie in the economic competitiveness and technological reliability in severe ocean environments. By overcoming these challenges, ocean energy will provide the world with abundant clean energy.

Bioenergy

Biomass is a renewable source of energy that originates from plants. The most important sources of biomass are agricultural and forestry residues, biogenic materials in municipal solid waste, animal waste, human sewage, and industrial wastes. Biomass provides 13%–14% of the annual global energy consumption.⁶² Various processes are used to convert biomass into energy, including the following.

Thermochemical conversion of biomass includes gasification, pyrolysis, and combustion. Combustion produces approximately 90% of the total renewable energy obtained from biomass.⁶³ Pyrolysis can convert biomass into solid, liquid, or gaseous products by thermal decomposition at temperatures around 400°C–1,000°C in the absence of oxygen, producing components such as acids, esters, and alcohols.⁶⁴ Gasification converts

carbonaceous materials into combustible or synthetic gas by reacting the air, oxygen, or vapor at a temperature of over 500°C, preferably over 700°C, yielding gases such as H₂, CO, and CH₄.^{64,65}

Chemical conversion converts vegetable oils and animal fats into fatty acid esters through esterification or/and transesterification to produce biodiesel. The transesterification process is necessary since raw materials are composed of triglycerides, which are not a useable fuel. Triglycerides are converted into methyl or ethyl esters (biodiesel) using a mostly alkaline catalyst in the presence of methyl or ethyl alcohol, respectively. Rapeseed oil (accounting for 80%–85%) and sunflower oil (accounting for 10%–15%) are major vegetable oils used for biodiesel production.⁶³

Biochemical conversion converts biomass into liquid fuels (e.g., alcohols and alkanes), natural gas (e.g., hydrogen and methane), different types of bio-products (e.g., carotenoids, omega-3 and omega-6 fatty acids), as well as other chemical building blocks (e.g., acetic acid and lactic acid) using microbes and enzymes as the catalyst.⁶⁶ The most popular biological conversions are fermentation and anaerobic digestion.

The most common biomass feedstock used for biological conversion is lignocellulosic biomass, such as agricultural and forestry residues. Lignocellulosic biomass is the most abundant and widely available renewable resource in the world, mainly composed of three heterogeneous biopolymers, namely cellulose, hemicellulose, and lignin. Three major steps are involved in cellulosic bioethanol production: (1) pre-treatment, (2) enzymatic hydrolysis, and (3) fermentation. Pre-treatment uses physical, chemical, or physico-chemical methods to improve biomass accessibility by enzymes. Enzymatic hydrolysis splits cellulose and hemicellulose into monomer sugars, such as glucose, xylose, and mannose. The conversion of biomass-derived sugars into ethanol by *Saccharomyces cerevisiae* has received most research and development efforts. Another method for producing butanol is through fermentation, specifically through an acetone/butanol/ethanol process that is predominantly carried out by *Clostridia* strains.⁶⁷ Anaerobic digestion consists of hydrolysis, acidogenesis, acetogenesis, and methanogenesis. These reactions break down the macromolecules in the biomass into simpler molecules with the generation of biogas in an anaerobic environment. One of the advantages of anaerobic digestion lies in the potential of the biogas to be used directly in ignition gas engines and gas turbines.

Despite the presence of abundant biomass resources, there is still a need for work on the use of biomass to produce energy, with main efforts needed to increase productivity and reduce costs to further expand the share of such renewable energy in the total energy consumption.⁶⁸ Some of the issues that need to be resolved are the high cost of transporting the biomass to the site for bioenergy production through various conversion processes and the sustainability of the production of bioenergy feedstocks.

H₂ energy

Hydrogen has been a necessity for industrial use over the past two hundred years. The demand for hydrogen (currently >80 Mt per annum) has grown more than three times since 1975 and continues to rise. Up to now, H₂ is almost entirely produced from fossil fuels, consuming around 6% of global natural gas and 2% of global coal, resulting in emissions of around 830 Mt of CO₂ per year.⁶⁹ Recently, hydrogen energy has drawn a great deal of interest because it can be used to establish a fully renewable energy system similar to an electricity grid, providing the sector integration needed for energy system transition and decarbonize energy end uses.⁷⁰

Hydrogen production using renewable energy has a strong likelihood of both technological and economic viability in the near future. The decreasing costs of renewable energy and the increase in variable renewable power supplies' market share have put significant roadblocks in the way of cheap water electrolysis.⁷¹ With the fast development of artificial intelligence, deployment and learning-by-doing are expected to reduce electrolyzer costs and supply chain logistics. After H₂ production via electrolysis, safe and low-cost hydrogen storage and transportation technology need to be developed. Hydrogen can be stored in gas, liquid, and solid states.^{72,73} As of now, none of these technologies are mature for establishing a hydrogen economy. In addition, hydrogen offers the lowest cost option for long-term energy stor-

age, such as inter-seasonal; however, the ability to store large quantities of hydrogen at low costs with a high safety is still a challenge. Underground H₂ storage in large salt caverns and hydrogen transport via existing and refurbished gas pipelines are available at low cost to support long-term energy storage and sector coupling. However, equipment standards need to be adjusted and are also limited by geographical conditions.^{74,75}

Hydrogen fuel cell technologies have developed rapidly and are ready for commercialization, to the point that we now see commercial sales of hydrogen-powered passenger cars, such as Mirai, Clarity, and Nexa, and heavy-duty vehicles, trains, and ships. The main issue now is to reduce the cost while maintaining an acceptable level of durability and efficiency.⁷⁶ Other opportunities that pay more attention to the handling of energy-intensive commodities produced with hydrogen—synthetic organic materials/pharmaceuticals, iron and steel making, building/marine bunkers or feedstock to produce ammonia/methanol, and so on—seem to be prime markets. We now need to develop scale-up technologies, increase energy use/conversion efficiencies, optimize the upgrade of H₂ industrial structures, and lower costs to enable widespread use of H₂ energy. There needs a long-term devotion to fundamental understanding and development of new strategy/technology and infrastructure.

Nuclear energy

Nuclear energy is a major contributor to clean energy, accounting for 40% of low-C electricity generation worldwide, and avoids about 1.7 Gt CO₂ emissions a year globally. Therefore, nuclear energy is a strategic approach to ensure national energy security and achieve C neutrality. Nuclear energy is mainly generated through nuclear fission, while nuclear fusion technology is at the R&D stage. However, the future development of nuclear fission energy is highly uncertain for several reasons: rising costs, challenges with the disposal of radioactive spent fuel, plant safety, and risks for nuclear weapons proliferation. Therefore, Gen IV reactor nuclear fission systems have been proposed⁷⁷ based on the following considerations: safety, reliability, physical protection, cost-effectiveness, sustainability, and proliferation resistance. Furthermore, Gen IV reactor systems are key pillars of a sustainable and low-C energy mix, which can support environmental stewardship in both the electric and non-electric energy sectors.⁷⁸

Molten salt reactors (MSRs) are in the framework of the Generation IV International Forum because of their nuclear safety and sustainability.⁷⁹ In 2011, the Chinese Academy of Sciences launched the "Thorium molten salt reactor nuclear energy system" project to realize effective thorium energy utilization and comprehensive utilization of nuclear energy for 20–30 years. The small modular design of MSRs can reduce the R&D challenge and difficulty of large commercial MSRs while increasing their economic return and safety. Near-term deployable MSRs will have safety performance comparable with or better than that of evolutionary reactor designs. In addition, the MSR uses high-temperature molten salt as the coolant, which can be combined with the molten salt energy storage system of concentrating solar power stations to realize various regions and large-capacity heat storage systems. In this case, MSR plays the role of baseload energy source and can provide regulation and supplement the unstable and intermittent renewable energy. A reliable energy supply can be ensured even under long-term severe weather conditions. An MSR with an outlet temperature above 700°C can also be applied to high-temperature electrolysis hydrogen production.⁸⁰ In short, advancing MSR research will play an important role in the transition to sustainable clean energy and in accelerating global efforts to achieve C neutrality. Nuclear fusion, the dominant reaction that powers the Sun, is another nuclear energy type besides atomic fission. Nuclear fusion produces no long-lived radioactive waste. There is no risk of a meltdown, such as that which might occur with a fission reactor, because a fusion reactor shuts down within a few seconds when interference occurs. Thus, fusion energy is regarded as the optimal energy source of the 21st century, which will benefit our effort to achieve C neutrality. A tokamak, a piece of equipment that confines plasma using magnetic fields, is the most widely researched configuration for fusion power generation worldwide, and it is regarded as the most suitable solution for future fusion power plants that can

achieve steady-state operation. Based on the experience obtained from small- and mid-sized tokamaks, the International Thermonuclear Experimental Reactor (ITER) is being constructed as the world's largest tokamak through the cooperation of seven countries: China, EU, Japan, South Korea, Russia, US, and India. The goal of ITER is to demonstrate sustainable deuterium-tritium plasma formation to create a 500 MW fusion power ($Q = 10$) for a duration of 300–500 s.⁸¹ According to the roadmap of fusion energy development, the construction of demonstration power plants (DEMO) will be the last step before building a fusion power plant. China,⁸² the EU,⁸³ and Japan⁸⁴ have carried out their studies on DEMO, and the engineering design of the Chinese Fusion Engineering Testing Reactor was completed in 2021.

Geothermal energy

Geothermal energy is non-carbon-based heat energy contained in the interior of the Earth, with the advantages of stability, continuity, and high capacity.⁸⁵ It will play an important role in providing a stable and continuous basic load in the future energy structure.

As the primary form of utilization of geothermal energy, geothermal power generation utilizes natural geothermal steam (or low-boiling working fluid steam heated by geothermal fluid) to drive a turbine to generate electricity. At present, geothermal power generation technologies mainly include dry steam power, flash power, and binary power systems.⁸⁶

Direct utilization of geothermal energy occurs in the form of thermal energy, which is usually applicable to medium- to low-temperature geothermal resources. At present, direct geothermal utilization technologies mainly include ground source heat pumps, geothermal heating, geothermal refrigeration, geothermal greenhouse, and geothermal drying.⁸⁷

As a country with a high geothermal utilization rate, geothermal energy in Iceland provided 62% of the country's energy production in 2020, helping it achieve the goal of a zero-carbon country in the future.⁸⁸ In 2021, the US Department of Energy's (DOE) Frontier Observatory for Research in Geothermal Energy selected 17 projects for up to \$46 million in funding for cutting-edge, domestic, and carbon-free enhanced geothermal projects.⁸⁹ Turkey is one of the fastest-growing countries in geothermal energy, with a geothermal power generation capacity of 1,549 MW as of 2020.⁸⁸

In 2020, global geothermal utilization achieved an annual CO₂ emission reduction of about 300 million tons, and it has achieved an annual CO₂ emission reduction of about 100 million tons in China. The building area of shallow and deep geothermal heating is close to 1.4 billion m², which makes a great contribution to carbon reduction for buildings. Geothermal energy plays an important role in clean heating in northern China, and a number of major projects have emerged; for example, the "Xiongxin model" Beijing Sub-center, Beijing Daxing International Airport, among others.

Energy storage

The electricity produced from most renewables is random and intermittent, which hinders the widespread application of renewables.⁹⁰ Therefore, developing energy storage technology is pivotal to improving electricity output reliability and stability from renewables.⁹¹

Energy storage technologies can be divided into mechanical, electromagnetic, electrochemical, and phase change energy storage. Mechanical energy storage technologies, such as pumped hydro^{92–94} and compressed air energy storage,^{95–97} are currently the mainstream technologies for electric energy storage. Although pumped hydro is the most mature technology for large-scale energy storage, its use is restricted by site availability and the large initial investment. Compressed air energy storage is considered to be the least-cost storage technology but relies on the availability of naturally occurring caverns to reduce overall project costs.

Electrochemical energy storage technologies are one of the most promising electric energy storage applications because of their high efficiency and flexible design. Based on market prospects, battery technologies, one of the representative electrochemical energy storage technologies, can be divided into two types: (1) alkali (lithium, sodium, potassium)-based batteries, or advanced lead-C batteries for portable electronic devices and electric vehicles, and (2) flow batteries for renewable energy integration, microgrid,

and power grid peaking. Lithium-ion batteries have already dominated our daily life because of their desirable electrochemical performance in both energy density and power density, as well as the advances in their system design and manufacturing.^{98,99} Their upfront cost remains a big challenge for stationary applications because of the limited supply of lithium. As a result, sodium-ion batteries emerge as a promising alternative for their economic feasibility. Due to the higher redox potential of Na/Na⁺ and larger ionic radius (as compared with Li/Li⁺), sodium-ion batteries are currently suffering from low energy density and poor cycling stability. Compared with lithium- or sodium-ion batteries, solid-state lithium batteries have the advantages of high energy density and improved safety, making them very promising for next-generation energy storage applications. However, their application is confronted with many problems that need to be addressed, e.g., the large interfacial resistance between solid electrolyte and electrode and the limited power density. Moreover, the revolutionary technologies that dramatically increase safety and reliability remain urgently needed for the aforementioned battery types.^{100,101} Hence, innovative materials design and development of control strategy that can endow alkali-based batteries with high safety, high energy density, and long life cycle can further accelerate the progress of these energy storage technologies.

In contrast, flow batteries are well suited for large-scale energy storage applications because they have high safety, high efficiency, and flexibility.¹⁰² The vanadium flow battery, led by the Dalian Institute of Chemical Physics, Chinese Academy of Sciences, has been developed as one of the most mature technologies and is currently at the commercial demonstration stage.¹⁰³ Currently, the world's largest vanadium flow battery project (200 MW/800 MWh) is being built in Dalian, Liaoning.^{104,105} Different from vanadium flow batteries, zinc-based flow batteries have attracted great attention in distributed energy storage due to their advantages of low cost and high energy density. Some zinc-based flow batteries are currently at the demonstration stage. However, the issues of zinc dendrite/accumulation, limited areal capacity, and reliability need to be overcome to realize their commercialization and industrialization. In addition to vanadium flow batteries and zinc-based flow batteries, a growing interest in novel flow battery systems, especially investigations on novel organic or inorganic redox couples have emerged.^{106–108} Although many research papers have been published and demonstrated the promise for energy storage applications, these flow batteries are currently in the early stages of their development.

Different energy storage technologies have different reliability, cost, efficiency, scale, and safety. These technologies complement each other, and their applications are dependent on many aspects, such as energy storage time, site requirements, and environmental concerns. Coupled with renewables, the development of energy storage technologies will contribute to reducing CO₂ emissions and achieving C neutrality.

TECHNOLOGIES FOR ENHANCED CARBON SINK IN GLOBAL ECOSYSTEMS

Global ecosystems contribute to the release and capture of CO₂, methane (CH₄), and nitrous oxide (N₂O) (Figure 2), and influence the atmospheric GHG composition and the climate. Over the last 50 years, the removal of about one-third of anthropogenic GHG emissions has been attributed to terrestrial ecosystems.¹⁰⁹ In the process of producing high quality and large quantity of food for a growing affluent population, global food systems are important GHG sources and account for more than one-third of the global anthropogenic GHG emissions, of which 71% came from agricultural crop-livestock production systems and land-use change activities.¹¹⁰ Forest ecosystems are one of the most important global C sinks and absorb 45% of anthropogenic GHG emissions,¹¹¹ with 85%–90% of terrestrial biomass produced in forest ecosystems. The ocean covers more than 70% of the Earth's surface and plays an important role in capturing CO₂ from the atmosphere. Currently, 22.7% of the annual CO₂ emitted from human activities is sequestered into the ocean ecosystem.¹¹²

To prevent irreversible deterioration from global climate change, the biosphere must increase biomass production and food supply with lower GHG emissions, remove CO₂ from the atmosphere and store it as organic

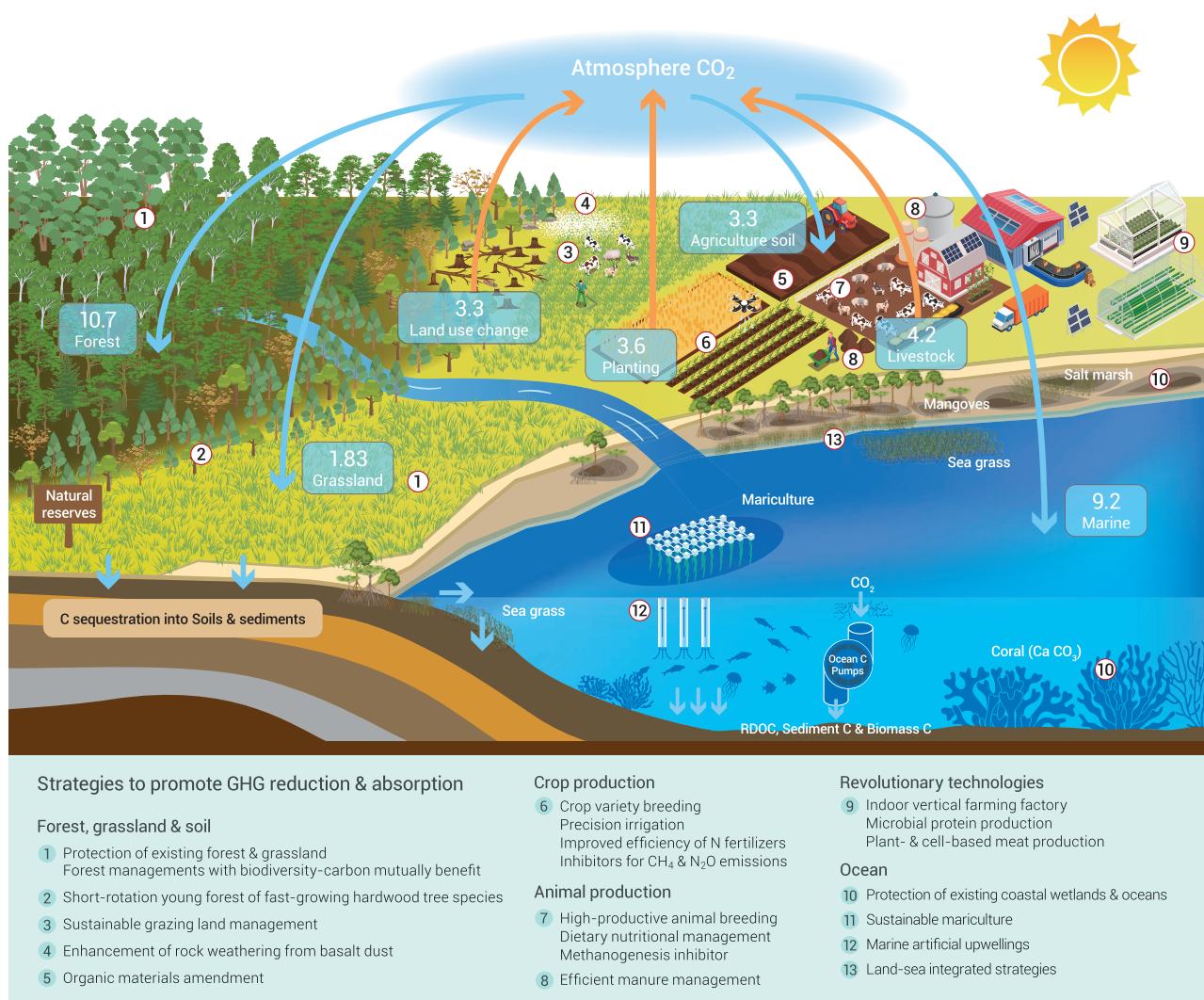


Figure 2. Overview of global GHG influx ($\text{Gt CO}_2\text{-eq year}^{-1}$), and strategies to promote GHG reduction and absorption in global ecosystems

C in the biosphere, contributing to C neutrality. In this sense, we emphasize optimizing crop-livestock production systems, promoting forest ecosystem health with soil C sequestration, and utilizing soils and marine ecosystems as natural C sinks. These can provide breakthrough technologies for C reduction and immobilization in terrestrial and marine ecosystems (Figure 2) and are further discussed in the following subsections.

Carbon emission reduction in agricultural food production systems

The GHG emissions from agricultural food production systems have increased by around one-third during the past 20 years. Emissions are mainly due to the increase in crop and animal production,¹¹³ with 4.2 $\text{Gt CO}_2\text{-eq year}^{-1}$ from enteric fermentation, manure and pasture management, and fuel use in livestock production, 3.6 $\text{Gt CO}_2\text{-eq year}^{-1}$ from synthetic N fertilizer application and crop production for human and animal food, and 3.3 $\text{Gt CO}_2\text{-eq year}^{-1}$ from changes in land use for crop-livestock production systems.¹¹⁴ Given the uncertainties surrounding the large-scale implementation of C capture and storage technologies in food production systems,¹¹³ alternative technologies or approaches are needed to mitigate a substantial portion of GHG emissions from agricultural production systems. For example, we need to change our eating habits to diets with less animal-based but more plant-based foods. How to convince people to change their diet on a large scale is a sociological and behavioral question and will not be discussed in this article.

Crop production management. Optimization of fertilizer and water use in croplands can greatly reduce GHG emissions in crop production systems.¹¹⁵ New synthetic N fertilizer types, such as slow- and control-release N fertilizers, and N fertilizers with urease and nitrification inhibitors, need to be developed to enhance N use efficiency.¹¹⁶ Better cropping systems, fertilization, and irrigation practices, and the use of advanced digital agriculture technologies, such as multi-sensor drone technology to allow farmers to manage crops, soil, fertilization, and irrigation more effectively and precisely, can reduce N fertilizer input and N₂O emissions.^{117,118} For example, intermittent irrigation can substantially reduce the production of CH₄ and increase CH₄ oxidation, and thus can be an important choice to mitigate CH₄ emissions from rice fields.^{119,120}

Breeding crop varieties with a high N use efficiency (NUE) can reduce the N fertilizer application rate and reduce the emission of nitrogen oxides. Using transgenic and gene-editing technology, the introduction of proliferating cell factor domain proteins, such as OsTCP19-H, into modern rice varieties has been shown to enhance NUE.⁶⁶ Multi-sensor drone-based technology to conduct plant phenotyping can evaluate NUE under different N dosages, thereby allowing the selection of superior genotypes with high NUE.¹⁰⁰ In addition, the development of inhibitors for methanogenesis or the addition of biochar in rice paddies has a large technical potential to reduce CH₄ emissions.^{121,122} Other options include using microbes to help crops fix N, thus saving N fertilizers and reducing the footprint of the N fertilizer industry.¹¹¹

Animal production management. Manipulation of enteric fermentation is one of the key strategies to mitigate CH₄ emissions in ruminant livestock production systems. Methane is natural by-product disposal of hydrogen during enteric fermentation and released by methanogenic archaea. Methane inhibitors can be developed by inhibiting H₂ metabolism for methanogenesis.¹²³ Such inhibitors include alternative electron sinks, phytocompounds, ionophore antibiotics, and oil.^{124–126} Among these, 3-nitrooxypropanol is the latest developed and promising inhibitor for methanogenesis,¹²⁷ which has been shown to reduce methane emissions in ruminant animals by up to 40%.^{128,129} Vaccination, by inducing the host immune system to create antibodies capable of suppressing methanogens, has the potential to reduce CH₄ emissions and is particularly beneficial for pasture-based systems.¹³⁰ Given that ruminants fed with forage diets account for 70% of global ruminant methane emissions,¹³¹ breeding new highly digestible forage species with increased non-fiber carbohydrates and less lignified fiber, as well as a high concentration of secondary plant metabolites, such as tannins, saponins, and essential oils, can be worthwhile.

Manure management practices could substantially mitigate indirect GHG emissions by optimizing grazing-land management, generating on-farm energy, and producing organic fertilizers that have a low emission factor.¹³² The development of technologies spanning the entire manure management chain, such as advanced in-vessel composting to reduce C and N losses and reverse osmosis for concentrating and recovering N from liquid manure for long-distance transportation, may maximize the potential for recycling C and N from manure. Using manure to produce insect or fungal proteins is another value-added technology that may replace soy and fish proteins in animal feed and reduce GHG emissions associated with feed production.¹³³

Animal breeding techniques are to genetically select highly productive animals with less GHG emission intensity,¹³⁴ thereby reducing the number of animals required to produce the same amount of food. Shotgun metagenomics provides a platform to identify rumen microbial communities and genetic markers associated with CH₄ emissions, allowing the selection of cattle with less CH₄ emissions.^{135–137} Other high technologies include the use of cloned livestock animals and manipulation of traits by controlling target genes with improved productivity.

Revolutionary technologies for agricultural food production. The development of biotechnology, automatic control technology, and artificial intelligence has made it possible to produce vegetables, fruits, and meats in a factory setting. Plant-based meat and cell-based meat can be produced artificially from non-animal sources. Tempeh and tofu are traditional plant-based meats; new plant-based meats include proteins extracted from plants or fungi, then formulated and processed into meat substitutes.³⁹ Innovative technologies, such as shear cells and 3D printing, are utilized to improve the taste and texture of plant-based meat. Cell-based meat is produced through the development of stem cell and large-scale cell culture technologies and thus has a taste and texture similar to real meat.¹³⁸ However, obstacles to commercializing cell-based meat still exist, such as how to scale up, regulatory approval, and the high production cost. Significant progress has been made in recent years, and signals point to commercialization soon.³⁹

Other novel biotechnology strategies include metabolic engineering to enable microbial utilization of using CO₂, CH₄, and other C1 feedstocks for the production of microbial proteins rich in essential amino acids.^{139,140} These proteins can be used as substitutes for animal proteins. Current advances in biotechnology provide a powerful platform for the production of protein-rich feed or food additives in the form of fungal, algae, yeast, and bacterial cell biomass.¹⁴¹ However, raising public awareness and obtaining regulatory approval of microbial proteins as feed or food additives still present major challenges requiring imminent actions to improve sustainable food supply with low C emissions.

A plant factory is an indoor vertical farming system that allows continuous food production throughout the year without being affected by seasonal changes and weather conditions. All environmental parameters, such as light level, temperature, moisture, and air composition, are intelligently controlled in a closed system. Several pilot plants demonstrate the feasibility of large-scale production requiring agricultural land.¹⁴² Factories have been built for

the commercial production of vegetables, fruits, and medicinal plants. Such systems can achieve extremely high productivity and low GHG emissions without altering land-use change compared with the traditional systems.^{143,144} The high initial investment can be recovered quickly through the high rate of return from the operation, and the environmental impact from the operation can be minimized if renewable energy is used to run the plant factory.

Carbon sink in terrestrial ecosystems

Terrestrial ecosystems are vitally important C sinks on Earth. The global forest net C sink is estimated at 10.7 Gt CO₂-eq year⁻¹,¹¹² which is mainly distributed in temperate regions.¹⁴⁵ Grasslands cover around 26% of the ice-free land on Earth and store around 34% of the global terrestrial C.¹⁴⁶ Soils of these grasslands store about 343 Gt C, which is about 50% more than the amount stored in forest soils and acts as a sink for about 1.83 Gt CO₂-eq year⁻¹. Despite the large C stock size, the annual C input rate and turnover times are subject to considerable uncertainty.¹⁴⁷ Agricultural soils can be an important C pool and contribute about 3.30 Gt CO₂-eq year⁻¹ to C sequestration,¹⁴⁸ although agricultural food production is related to GHG emissions.¹⁴⁹ Terrestrial ecosystems could increase C sequestration readily by restoring vegetation and incorporating organic soil amendments.^{150–152} In addition to these terrestrial ecosystems, inland waters also emit CO₂ to the atmosphere, known as CO₂ evasion. The global inland water CO₂ evasion rate was estimated to exceed 7.70 Gt CO₂-eq year⁻¹.¹⁵³ Furthermore, a substantial amount of terrestrial C sequestered through photosynthesis and from chemical weathering is transported laterally along the inland water continuum from terrestrial ecosystems to the ocean. Previous research indicates that anthropogenic perturbations have increased the flux of C¹⁵⁴ to inland waters by up to 3.67 Gt CO₂-eq year⁻¹ since pre-industrial times, with over 40% of this additional C returning to the atmosphere via CO₂ evasion and 50% sequestered in sediments, leaving only 10% for the open ocean.

Factors driving the terrestrial carbon sink. Temperature, precipitation, and solar radiation are the three key climatic factors that influence plant photosynthesis and thus the C sink size of terrestrial ecosystems.¹⁵⁵ A great deal of soil C has been lost from natural ecosystems due to the influence of climate change and human disturbance.^{156,157} A favorable climate (especially high precipitation) was directly associated with high biomass production and species diversity, which could promote soil organic carbon (SOC) stock, thus offsetting the negative impact of favorable climate on SOC.^{158,159} However, the SOC storage and favorable climates (e.g., high temperature and precipitation) are consistently negatively related in shrub lands and forests, but not in grasslands.¹⁶⁰ Other factors, such as atmospheric CO₂ concentration, and growing season, also influence the absorption of CO₂ by terrestrial ecosystems.¹⁶¹

Anthropogenic disturbances (e.g., N deposition, P fertilization, pesticides,¹⁶² road density, grazing, fire) have substantially altered ecosystem functions and services across different biomes, thus affecting C sink strength in terrestrial ecosystems.¹⁶³ The growth of terrestrial plants is widely limited by soil N and P availabilities. Therefore, adding these nutrients to the soil could enhance plant production and ecosystem C sequestration.^{164,165} However, ecosystem C storage depends on the balance between production and decomposition.¹⁶⁶ If the stimulation of decomposition is more than production caused by fertilization, there would ultimately be a net C loss from the ecosystem.¹⁶⁷ The magnitude of nutrient limitation is determined by the environmental conditions, the variability of plant properties, and the potential physio-biochemical machinery of the autotrophs.¹⁶⁸

Grasslands are one of the largest terrestrial ecosystems, and grazing is the primary land use of grasslands globally.¹⁶⁹ Through herbivory, trampling, and defecation of livestock, grazing induces changes in vegetation abundance and community composition and affects the ecosystem's capacity to fix C. Yet, grazing also regulates a series of C release processes: plant respiration related to biomass loss and microbial C mineralization associated with changes in the soil environment. Ultimately, these jointly affect the C sink function.¹⁷⁰ In recent years, overgrazing has become one of the dominant causes of grassland degradation. A high percentage of rangelands worldwide

suffers from overuse of the land, such grasslands support a declining livestock number and, consequently, economic and social problems are created in the communities supported by those grasslands.¹⁷¹ All of these would have a profound impact on the ecosystem C cycle and deserve more attention.

Technologies for enhancing carbon sinks. Nature-based NETs on land rely on biomass C sequestration through interventions, such as reforestation and afforestation, sustainable forest management, soil C sequestration from increased inputs to soils, and biochar additions.^{22,172,173} A recent study suggests that there is a significant reduction of global CO₂ emission from an increase in forest coverage, from a mean of 4.3 (between 1991 and 2000) to 2.9 (between 2016 and 2020) Gt CO₂-eq year⁻¹. During this period, forest land was a C sink globally, but its strength was decreasing, which could be attributed to the removed forest land counterbalancing the C emission from net forest conversion (i.e., deforestation).¹⁷⁴ Therefore, maintaining forest area is the basis of enhancing the C sink of terrestrial ecosystems. Since the late 1970s, China has implemented six major ecological restoration projects, covering 44.8% of China's forests and 23.2% of its grasslands.^{175,176} The total annual C sink of the project area was 132 Tg C year⁻¹ in 2001–2010, over half of which was attributed to the implementation of these projects.¹⁷⁶ Furthermore, for C sequestration in forest ecosystems, optimizing forest management strategies such as selection of suitable tree species, rotation length, and fertilization regimes are effective ways to increase the amount of forest C sequestration.^{177–179} Regulating stands into a more complex vertical structure will lead to faster growth and greater C sequestration in forests because multilayered canopies will occupy a range of light environments, resulting in high light acquisition and light-use efficiency.^{180,181} Since the SOC storage of broad-leaved forests is significantly higher than that of coniferous forests, afforestation should use mixed species planting and trees should be arranged according to the tree species' shade tolerance and successional characteristics.¹⁸² Fertilization, usually with N or P, could relieve plants from nutrient limitation and allow them to sequester more C in stems and soils. For example, excess N deposition can significantly increase soil C in N-rich tropical forests.¹⁸³

Promoting sustainable grazing management practices, including appropriate stocking rates, introducing beneficial forage species, and allowing sufficient rest time for plant recovery between grazing, livestock rotation, and adopting silvopasture in livestock production systems, can help reduce GHG emissions and increase C sinks in grazing lands/pastures.¹⁴⁷ For example, when agroforestry systems, such as silvopasture, are applied in suitable locations, C is sequestered in soil as well as in tree biomass, which could promote C uptake by expanding the niches from which water and soil nutrients are drawn, lengthening the growing season, and enhancing soil fertility when N-fixing species are included as part of the system.¹⁸⁴

The use of organic fertilizers and crop residues in agricultural soils enhances C sequestration, and new technologies need to be developed to improve the C sequestration efficiency, e.g., by repeated changes of redox conditions similar to rice paddies¹⁸⁵ and by promoting microbial diversity¹⁵² and abundance in SOC with powering the "microbial C pump" and improved storage of microbial necromass in soils.^{185,186} This may need additional fertilizing measures when leaving crop residues in (poor) agricultural soils. Biochar amendments can also be an effective approach to increase SOC stocks due to the stable (on a millennium timescale) nature of the C contained in the biochar.^{187,188} Soil acidification due to atmospheric nitrogen deposition in forest and grassland and excessive nitrogen fertilizer application in croplands should also be avoided to reduce the loss of soil inorganic C.^{189,190} Application of crushed calcium- and magnesium-rich silicate rocks to soils is proposed for large-scale CO₂ removal.¹⁹¹ This technology was called enhanced rock weathering, which increases soil alkalinity, and thus atmospheric CO₂ can be converted into dissolved inorganic C to be finally transported to the ocean, where the stored C has a long lifespan via land surface runoff. Peatlands make up 60% of the wetlands in the world and play a crucial role in the C cycle. Raising water tables and avoiding draining peatlands should be executed to conserve the vital C stored in peatlands.¹⁹²

Carbon sink in marine ecosystems

The total amount of C stored in the ocean is about 44 times greater than that in the atmosphere, and the stored C has a mean residence time of several hundred years.^{112,193,194} Atmospheric C fixed and stored in these marine ecosystems is referred to as blue C.^{195,196}

Ocean carbon sinks and coastal blue carbon. Several physical and biological processes determine the ocean C sink size. The "solubility C pump" removes atmospheric CO₂ as air mixes with and dissolves into the upper ocean. The "biological C pump" is the photosynthetic absorption of atmospheric CO₂ by ocean microorganisms,¹⁹³ and transported to the deep ocean as sinking biogenic particles or as dissolved organic matter, resulting in long-term sequestration of C in the deep ocean.¹⁹⁷ However, the fate of most of this exported material is remineralization to CO₂.¹⁹⁷ During this process, a portion of the fixed C is not mineralized but is stored for millennia as recalcitrant dissolved organic C. Jiao et al.¹⁹⁷ proposed that microorganisms play a vital role in this process and described it as a microbial C pump. The microbial C pump sequesters C by producing recalcitrant dissolved organic C with a lifespan of >100 years¹⁹⁸ and was regarded as the invisible hand behind a vast C reservoir.¹⁹⁹ The estimated magnitude of the microbial C pump in the world ocean is 0.2 Tg C year⁻¹, and some models suggest that climate change would enhance C sequestration by the microbial C pump.¹⁹⁸ The scientific understanding of ocean solubility C pump, biological C pump, and microbial C pump provides a practical and consistent foundation for the research and potential sustainable management of C cycling between land and ocean.

Although the original concept of blue C proposed in 2009 refers to the C that is captured by marine ecosystems covering both coastal and open ecosystems,²⁰⁰ practical research and development of blue C have predominantly involved coastal wetlands, such as mangrove, seagrass, and salt marsh.^{201,202} These coastal ecosystems are highly productive in photosynthetically sequestering atmospheric CO₂,²⁰³ and a varying fraction of C is buried in tidally inundated suboxic and anoxic sediments and thereby largely prevented from returning to the atmosphere.²⁰⁴ Globally, tidal marshes and mangroves capture 196.72 Tg CO₂ per year, which is 30% of the organic C deposited on the ocean floor.²⁰⁵ It was estimated that seagrass ecosystems accumulate 176–411 Tg CO₂-eq year⁻¹.²⁰³ The C stored in these coastal ecosystems as blue C can be preserved over millennia, together with the continuous accretion of soil and sediment organic C driven by sea-level rise, the C sequestration efficiency in marine ecosystems is much higher than that of terrestrial ecosystems.^{205,206}

Practice for blue carbon management. The sustainable management, conservation, and restoration of these marine ecosystems are vital to support the provision of C sequestration and other ecosystem services that humans depend on.²⁰⁷ One possible way to increase blue C is to promote microbial C sequestration in marine ecosystems by reducing the application of chemical fertilizers on land (Figure 2), as initially proposed by Jiao et al.²⁰⁸ This suggests the need to adopt land-sea integrated strategies to achieve C storage and sustainable development. In addition to halting untreated sewage flow into rivers, the reduction of chemical fertilization in agriculture may minimize anthropogenic nutrient flux to marine ecosystems, thereby reducing the mobilization of dissolved organic C for degradation and respiration.²⁰⁹ This process may reduce the eutrophication and red tides in rivers and oceans and increase the deep ocean C sequestration through the microbial C pump.

Due to the importance of coastal ecosystems in storing large amounts of C and providing other ecological functions, policies to protect and restore coastal and open water ecosystems need to be strengthened.^{201,205,210} Preventing the conversion of these ecosystems to other land uses and restoring degraded coastal wetlands can increase C sequestration.^{211,212} Recent simulations suggested that the protection and restoration of global coastal wetlands can provide half of forest soil C migration potential by 2030.²¹¹

Although coral calcification is accompanied by the release of CO₂ into the atmosphere, the importance of coral reefs as a C sink in the ocean cannot be ignored²¹³ because they rapidly convert inorganic C into carbonate minerals, principally as calcium carbonate (CaCO₃) accretion. Coral reefs need to be protected and restored to improve their ability to adapt to climate change.

The implementation of sustainable practices in all industries that impact the ocean and coastal ecosystems, including mariculture and tourism, is also needed. For example, mariculture has a huge potential for the development of negative C emissions in the ocean. However, the C sequestration process of bivalves and seaweed farming is complicated, and the scientific principles and processes are gradually being recognized and are yet to be resolved.²¹⁴ Technological approaches and policies are needed in mariculture to implement the C sequestration, such as expanding mariculture space and increasing unit yield, sustainable development of mariculture, integrated multi-trophic aquaculture, blue C engineering through ocean ranching, and artificial marine upwelling.²¹⁴

In short, marine ecosystems, including coastal wetlands and open waters, are considered the largest C sink on Earth. Coastal ecosystems producing blue C are also some of the most efficient natural ecosystems to bury C into sediments. Improving these marine ecosystems' C sequestration or negative C emission capacity is a fundamental opportunity for achieving C neutrality. Protection and restoration of marine ecosystems is the first step and the quickest way to enhance C sequestration. Eco-engineering practices and approaches, such as land-sea integrated strategies for C sequestration, sustainable mariculture, and marine artificial upwellings, are also needed to increase C sequestration in marine ecosystems. Theoretical underpinnings, experimental scenarios, and ultimate technological viability plans for negative C emissions in the ocean require further in-depth investigations to increase ocean C storage. Public and government support for further blue C research could lead to eco-solutions for sustainable marine ecosystem management and innovative climate change mitigation technologies.

Tackling the carbon footprint of global waste

Zero waste biochar as a carbon-neutral tool. Driven by the extensive expansion of food, urban, and industrial systems, billions of tons of solid waste are generated globally every year. It is estimated that, by 2050, the amount of waste generated annually in the world will jump from 2.01 billion tons in 2016 to 3.4 billion tons.²¹⁵ Despite having only 16% of the world's population, high-income countries produce 34% of the world's waste. According to the US Environmental Protection Agency, solid waste landfills are the third-largest source of CH₄ emissions in the United States, emitting the same amount of CH₄ as almost 21.6 million passenger vehicles driven for an entire year or annual CO₂ emissions from energy use of nearly 12 million households in 2019.²¹⁶ The most common way to treat the waste is open waste burning, which promotes the emission of GHGs, carcinogenic compounds, and other toxic substances, thereby posing long-term threats to the environment and human health.²¹⁷ Addressing these problems associated with waste landfills and open waste burning is far more expensive than creating and running safe waste management systems. Therefore, it is essential to find and develop alternative methods to deal with the ever-increasing volume of solid waste. Ideally, such alternatives should be cost-effective, based on eco-friendly processes, contribute to climate change mitigation, promote sustainable development, and lead to economic and ecological benefits. In this way, the thermochemical conversion of solid waste into biochar can bring multifunctional benefits to the circular economy in addition to climate change mitigation and C sequestration.

Biochar, a fairly new term but an ancient tool, is a porous solid material that is produced from the treatment of feedstocks at high temperatures (300°C–900°C) under limited oxygen or oxygen-free conditions.^{218,219} The thermochemical decomposition of feedstocks into biochar can be carried out by various methods, including pyrolysis, hydrothermal carbonization, torrefaction, gasification, and traditional carbonization.²²⁰ Among these methods, pyrolysis is widely employed to produce biochar since it preserves one-third of the feedstocks as persistent biochar products while also generating bio-oils and non-condensable gases.²²¹ A plethora of organic resources, such as crop residues,²²² forest residues, livestock manure, food wastes, industrial biowastes, municipal biowastes, and animal carcasses, are feedstocks that can be used to produce biochar for different purposes.^{223,224} Some researchers have made great progress by investigating the pyrolysis of plastic waste for char production,^{225,226} while others have studied the co-pyrolysis of

organic materials and plastics.²²⁷ Char production from fossil-fuel-derived materials neither constitutes a way to withdraw carbon dioxide from the atmosphere nor qualifies as a soil amendment (and is therefore not called bio-char) but has application as construction material. Interestingly, biochar can be produced on many different scales, from large industrial to small household scale, and can also be produced on farmland.²²⁸ Therefore, bio(char) production from widely distributed waste has socio-economic and environmental significance in the race to achieve C neutrality. The possibility of producing biochar with multiple functions in a sustainable way positions the biochar industry as a viable hub to create a more sustainable and prosperous future for all people and the environment.²¹⁸

Biochar for sustainable development. In addition to cleaning up wastes, biochar also plays a key role in a variety of human activities in the realization of a circular economy and sustainable development (Figure 3). Driven by the possibility to create either a highly charged surface and multiple functional groups or hydrophobic surfaces, biochar is emerging as an effective and safe natural adsorbent that can capture CO₂²²⁹ and remove diverse organic contaminants¹⁵² (e.g., antibiotics, aromatic dyes, agrochemicals, polychlorinated biphenyls, and polycyclic aromatic hydrocarbons) and inorganic contaminants (e.g., phosphate, ammonia, sulfide, and heavy metals) from solid, aqueous, and/or gaseous media.^{137,230–232} As a soil amendment, it can improve plant productivity and photosynthesis rate by enhancing the physical, chemical, and biological properties of the soil,²³³ thereby contributing to C sequestration in terrestrial ecosystems and mitigating climate change.²³⁴ Biochar addition to agricultural soils has improved soil water availability, water holding capacity, and nutrient availability,^{235–237} increased soil microbial biomass and activity,²³⁸ reduced risk of crust formation and soil erosion,²³⁹ enhanced antibacterial activity,²⁴⁰ and reduced mobility and toxicity of environmental pollutants in the soil.^{241,242} By supplementing it with nutrients and microorganisms, biochar may be used as a carrier material for agricultural inputs, thus increasing the nutrient use efficiency, viability, and activity of the inoculated microorganisms in the soil.²⁴³ Biochar can also serve as a source of nutrients for plant growth and suppress soil-borne, pathogen-based diseases to alter the agricultural environment.^{242,244} In addition, biochar can also reduce the emission of CH₄, N₂O, and other air pollutants during the degradation of biomass in the soil, mainly by adsorbing free C and N compounds to its surface, changing the properties of the systems.²⁴⁵ For example, biochar used as a soil amendment can reduce soil CH₄ emissions by 39.5%,²⁴⁶ and soil N₂O emissions by 30.92%.²⁴⁷ Furthermore, biochar has been shown to mitigate the emission of GHGs (CH₄, N₂O, and CO₂) during composting, and its application is highly recommended for optimizing the composting process and conservation of C, N, and other compost minerals.^{187,248} Therefore, the conversion of agricultural waste into biochar to improve soil health is regarded as a promising strategy for storing soil nutrients and reducing GHG emissions.²⁴⁹

Owing to its controllable and tailorable electrical conductivity and inherent functional groups, biochar could be easily designed to have photonic, electronic, acoustic, and bio/redox interactions with other reactive substances, making it a viable alternative to replace unsustainable solid C-based catalysts.^{250–254} In addition, the possible use of biochar in the manufacturing of value-added construction materials has been explored.^{255,256} For instance, in a study, Das et al.²⁵⁷ obtained wood polypropylene composites with enhanced physical and mechanical properties after mixing wood and malleated anhydride polypropylene with biochar, suggesting that biochar with a high surface area may act as a reinforcing filler in the production of biocomposite materials.

Research on waste valorization using biochar as a low-cost C-based additive in the manufacturing of construction and building materials has produced promising results.^{258,259} Biochar can replace cement in ultra-high-performance concrete²⁶⁰ and strengthen the interface bond between cement matrix and polypropylene fiber.²⁶¹ Other benefits include improving cement composite flexural strength by 66%, toughness by 103%, and compressive strength by 40%–50%,²⁶² reducing the water permeability and adsorption of the mortar, thereby enhancing the impermeability of the biochar-enriched mortar.²⁶³ With the help of the C-negative manufacturing

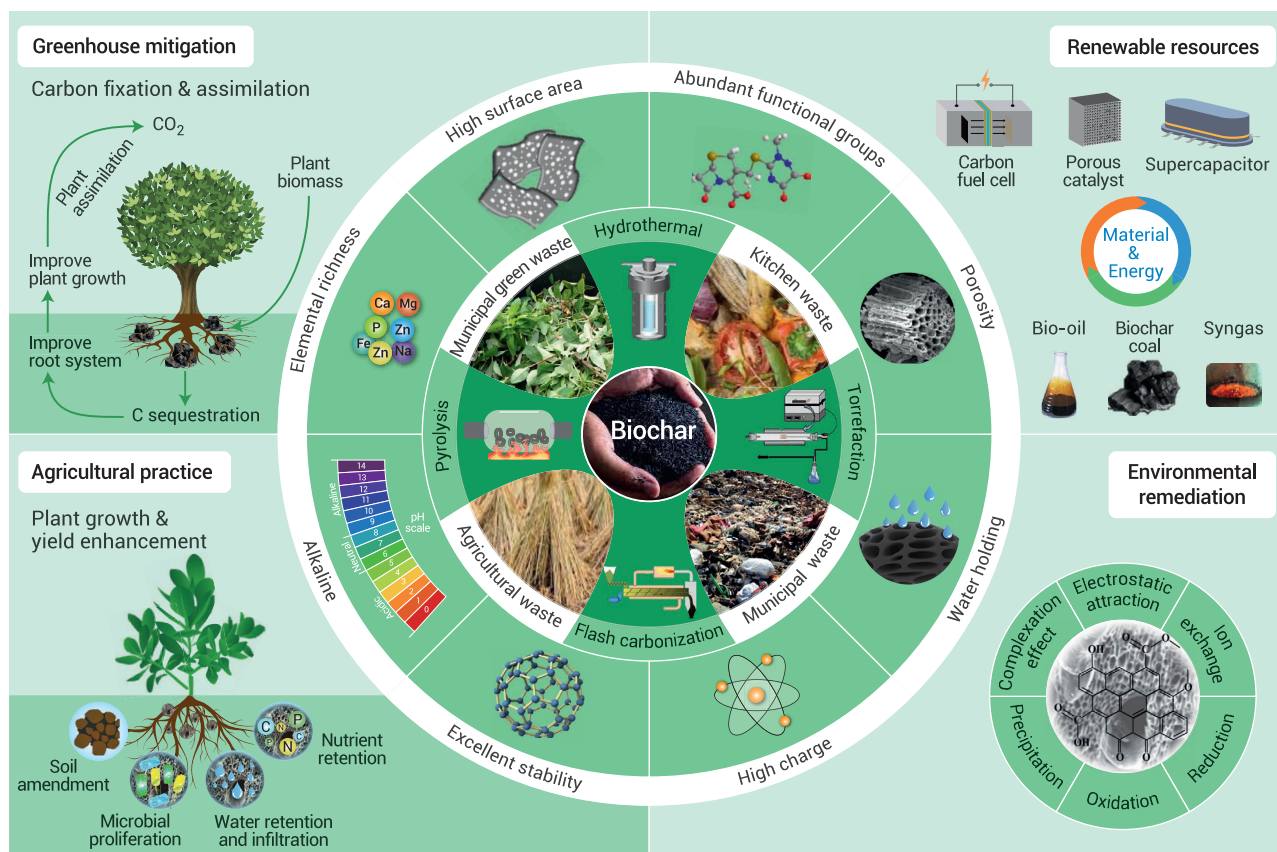


Figure 3. Zero waste biochar as a carbon-neutral tool for sustainable development

process, biochar occupies a special position in the production of green cement and concrete. It may become a key tool for building a better world for the progress of human civilization.

Besides its usage in environmental protection and sustainable development activities, biochar application as a feed additive in animal production systems is also gaining more attention. More recently, it has been shown that adding biochar to animal feed reduces ruminant methane generation, improves animal growth and health, egg production, and suppresses disease occurrence, thus boosting animal productivity.²⁶⁴ In addition, there is a possibility that biochar may find its application in the human healthcare industry, but it has yet to be explored.

Although biochar may contribute to a sustainable platform to realize the goal of C neutrality and zero waste, not all forms of biochar are environmentally friendly or beneficial.²⁴⁹ This is because the effectiveness of biochar depends on its physical and chemical properties, which are affected by various production factors and operating settings, such as the type of raw material and the thermochemical conversion process used to produce the biochar, temperature, time, and heating rate, etc., in addition to the post-production processes.^{265,266} For example, when used as a soil amendment, biochar with an excessively high pH, too much ash, or high concentrations of residual organic and inorganic toxicants may negatively impact plants and beneficial microorganisms in the soil.²⁶⁷ Therefore, it is necessary to develop an in-depth understanding of suitable raw materials and production conditions to obtain biochar with the characteristics required for a specific application.

Many recent studies have shed light on biochar's constructive features and potential applications in promoting a circular economy and mitigation of climate change toward sustainable development. For instance, Ghodake et al.²²⁸ investigated the connection between feedstock source, production conditions, and physicochemical properties of biochar, bringing together aspects required for establishing viable systems for the production of biochar with desired attributes. Bolan et al.²²³ discussed the trends in biochar appli-

cations in different areas, including crop-livestock production, environmental remediation, direct climate change, air pollution mitigation, chemical and materials industry, and construction industry. Beyond elucidating multi-purpose benefits of biochar, Bolan et al.²²³ also summarized the negative side of biochar applications, stressing the need for biochar life-cycle analysis from an environmental, energy, economic perspective before its intended use. Although the above reviews offered a wealth of information on waste valorization, they focused only on biochar generated from biomass wastes, leaving out char made from plastic wastes, which can be effective in environmental remediation.²²⁵

To achieve sustainable development in a C-neutral world, in addition to the need to decentralize biochar production units and increase public awareness of its multifunctional values, there is a need to determine the critical factors for the biochar system to advance its potential in GHG reduction, carbon dioxide removal, and environmental protection. Because the properties and applicability of biochar are significantly different due to different pyrolysis conditions and types of raw materials, future development in biochar optimization should focus on feedstock pre-treatment, pyrolysis process, operating factors, and product yield. Finally, integrating ecological strategies to optimize the process of biochar production, characterization, and life-cycle analysis, and formulating standards based on models and experimental routes will enable policymakers, biochar producers, users, and other relevant stakeholders to work together toward C neutrality.

Carbon sequestration in bio-based products. Using biomass to transform, reuse, and recycle CO₂ is a sustainable way to mitigate climate change and promote a circular bioeconomy. Potentially, all fossil fuel products can be produced from biomass. In addition to providing bioenergy, inedible biomass can replace non-renewable fossil fuel resources in the industrial production of plastics, lubricants, medical devices, paint, and other valuable commodities.²⁶⁸ This is not a myth because recent scientific and technological advances in various fields, including biotechnology, nanotechnology, and

nanobiotechnology, have paved the way for the utilization of biomass for the truly sustainable development of global production systems. For instance, microorganisms, especially bacteria, can use most biological resources, such as starch, fatty acids, cellulose, sugars, proteins, and other organic materials, as sources of nutrients and convert them into various monomers appropriate for the production of biopolymers.²⁶⁹

Unlike traditional polymers derived from fossil fuels, biopolymers are in line with our principles of C neutrality and sustainable development, as they are directly or indirectly derived from photosynthetic plants that capture CO₂ from the atmosphere. Starch-based polymers are the most widely used and cost-effective biomaterials due to their biodegradability, biocompatibility, tensile strength, and thermal efficiency, and account for 50%–80% of the global bioplastics and biopolymers market.²⁷⁰ Plastics from different biomass feedstocks, their uses, and their environmental impacts compared with petrochemical plastics have been thoroughly documented.^{271–275} Undoubtedly, harnessing the power of biomaterials can reduce the C footprint and environmental impact of petroleum-based polymers, offering a wider range of applications than conventional polymers. Different bio-based materials are now extensively tailored using cutting-edge technologies to offer sustainable innovative materials with the properties required for specific applications.^{276,277} For instance, fibrillated cellulose obtained from renewable sources, due to its mechanical, thermal, optical, and fluid properties, is a multifunctional nanomaterial that may be utilized to produce materials spanning from composites, nanofillers, and macrofibers to thin films, gels, and porous membranes.²⁷⁷ In addition, modification and functionalization of wood materials using nanotechnology processes can provide large-scale bio-templates with improved properties. These wood-based materials can be used to implement the concept of hierarchically structured nanomaterials for large-scale applications in various advanced technologies, including energy storage, solar-steam-assisted desalination, water treatment, and production of lightweight structural materials, plastic, electronics, glass, and ionic devices.²⁷⁶

The application of wood nanotechnology for producing bioinspired functional materials, with a particular emphasis on novel nanotechnological approaches for developing new wood-based materials, has been developed for sustainable use in various production systems.^{276,278,279} These advances in the development of a circular bioeconomy are a promising path toward C neutrality as C will be stored in these bio-based products.

TECHNOLOGIES FOR CO₂ CAPTURE, UTILIZATION, AND STORAGE

The CO₂ capture, utilization, and storage (CCUS) technology comprises three different processes: separating CO₂ from emission sources, CO₂ conversion and utilization, transportation, and storage underground with long-term isolation from the atmosphere.

The CCUS is a necessary technology to realize the CO₂ emission reduction target.²⁸⁰ The International Energy Agency (IEA) forecasts that the task of reducing emissions cannot be accomplished only by improving energy use efficiency and adjusting the energy structure, but also 19% of CO₂ emissions must be captured and stored to keep global temperature rise below 2°C by 2050.²⁸¹ Without CCUS, the total cost of CO₂ reduction will rise by 70% by 2050.²⁸¹ Technologies for C capture and utilization are summarized in Figure 4.

CO₂ capture and storage

The concept of CO₂ capture and storage (CCS) was first developed in 1977,²⁸² and it has gone through three stages of development so far. The first stage, from 1977 to 1996, was the technology development phase. In 1989, the Massachusetts Institute of Technology launched the first CCS technology project. While financially supporting CCS projects, the Norwegian government imposed a C dioxide tax in 1991 to ensure that the country can meet its climate goals. As a result, the C tax promoted the operation of the world's first platform-based C dioxide capture facility at the Sleipner gas field.²⁸³ The second stage from 1997 to 2018 was the large-scale demonstration phase of the technology. In 2005, the IPCC released a special report on CCS, which

identified CCS as one of the important emission reduction technologies. Subsequently, Australia, the United States, Canada, the United Kingdom, and other countries developed corresponding regulations or modified existing regulations for CCS to solve the regulatory problems of large-scale CCS demonstration projects. At the same time, international organizations, such as the IEA and CSLF, have developed CCS technology roadmaps to advance CCS demonstrations and applications. Those technology roadmaps are updated as the technology develops. By the end of 2018, there were 23 commercial CCS facilities in operation or under construction, including four operational and two projects under construction. The third phase began in 2018, and CCS technology entered the early stages of commercialization. It was marked by the US amendment of tax 45Q, which provides a tax credit of up to \$50/t CO₂ for CCS projects. Since then, the number of large-scale commercial CCS projects has gradually increased.

Current status of carbon capture technologies. At present, the technical routes of CO₂ capture mainly include post-combustion capture, pre-combustion capture, and oxygen-fuel combustion. Post-combustion separates CO₂ from the exhaust gas and is one of the simplest ways of CO₂ recovery in energy systems. The gas separation technologies used in post-combustion capture technology include physical absorption, chemical absorption, membrane separation, etc. Due to a large amount of post-combustion flue gas treatment and low CO₂ concentration, the chemical absorption method is the most suitable separation technology for post-combustion CO₂ capture. The advantage of post-combustion capture is that it can be operated easily, and there is no need to modify the power generation system too much. Due to N₂ dilution, the concentration of CO₂ in the tail gas of an energy system is usually very low (generally, the concentration of CO₂ in the tail gas of coal-fired power plants is 10%–15%, and that of natural gas power plants is even lower, about 3%–5%), and the amount of tail gas treatment is large. When using the chemical absorption method to separate CO₂ from the exhaust gas of coal-fired power plants, the energy consumption is about 0.37–0.51 MWh/t CO₂, which means that 90% CO₂ separation will reduce the efficiency of the energy system by 11.0–15.0 percentage points, and the unit investment of a power plant increases by 50%–80%. The current research focus of post-combustion separation is to find efficient absorbers and optimize the separation process to reduce the energy consumption of CO₂ separation. However, the fundamental reason for the high energy consumption of post-combustion separation is the low CO₂ concentration in the tail gas. It is difficult to significantly reduce the energy consumption of separation only by improving the absorbers and optimizing the process.

The way to separate CO₂ before combustion is called pre-combustion. Fuel is gasified into syngas (mainly composed of CO and H₂), then CO in the syngas is converted into CO₂ and hydrogen and, afterward, CO₂ is separated from H₂. Since the CO₂ separation takes place before the fuel combustion process and the fuel gas has not been diluted by nitrogen, the CO₂ concentration in the syngas is over 30%. The results show that 90% CO₂ capture before IGCC combustion can reduce the net power efficiency by 8.0–10.0 percentage points,²⁸⁴ which is smaller than that of post-combustion capture. However, for IGCC pre-combustion, advanced coal gasification technologies and gas turbines fueled by hydrogen-rich gas need to be further developed.

Oxygen combustion is proposed because of the defect that conventional air combustion can dilute CO₂. The fuel is burned in an environment of oxygen and CO₂, and a part of the flue gas is returned to the system for circulation. The concentration of CO₂ in the flue gas can be more than 95%. The oxygen required is produced mainly by air separation, including the use of polymeric films, pressure-swing adsorption, and cryogenic technologies. The advantage of oxygen combustion is that the flue gas mainly consists of CO₂ and vapor, and thus the energy consumption of CO₂ separation is close to zero. However, due to the need for oxygen production, the power consumption of the air separation unit is large, and the power output of the system is still reduced greatly (around 10%–25%). Meanwhile, the air separation will increase the additional investment of the system. If 90% CO₂ is captured, the net power efficiency will decrease by 10.0–12.0 percentage points for

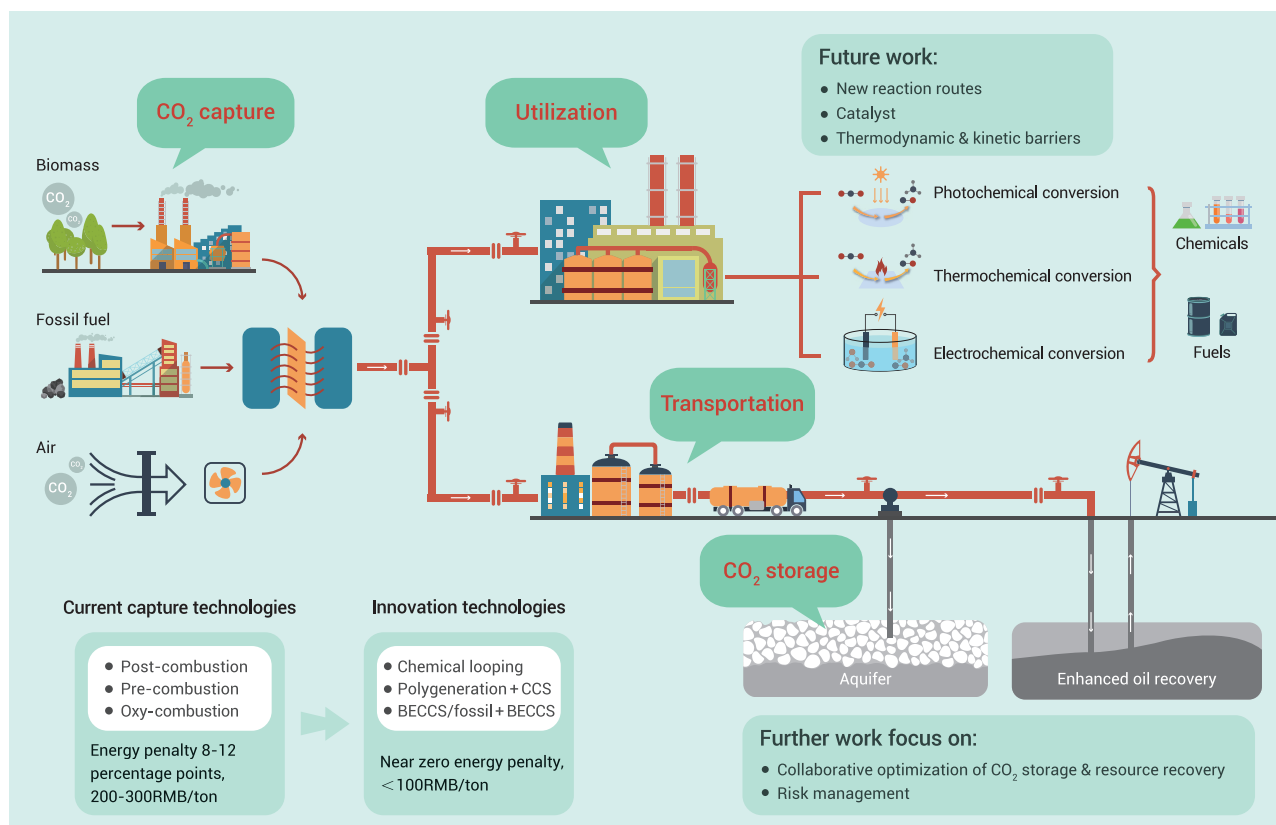


Figure 4. The roadmap for CO₂ capture technology development in the industry

oxygen combustion.²⁸⁴ The bottleneck of improving the efficiency of the oxygen combustion system is the development of efficient air separation technology.

Current status of CO₂ transportation. CO₂ transportation means the process of transporting the captured CO₂ to use or the storage area. In some aspects, CO₂ transportation is similar to the transportation of oil or gas, which includes pipelines, ships, railways, roads, and so on, among which pipeline transportation technology has the most potential for application. In recent years, there have been many practices for CO₂ pipeline transportation around the world. For example, the United States has built a trunk pipeline network of more than 5,000 km. At present, CO₂ transportation in China is mainly based on low-temperature storage tanks by road transportation. In the area of low-pressure CO₂ transportation, we can learn from the experience of mature oil and gas pipeline transportation; meanwhile, the research on high-pressure, low-temperature, and supercritical CO₂ transportation has just started.

Current status of CO₂ storage. CO₂ storage refers to storing the captured CO₂ in geological structures through engineering and technical means. It could achieve long-term isolation of CO₂ from the atmosphere. Different storage geological bodies mainly include the storage of onshore saline aquifers, the storage of saline aquifers on the seabed, and the exhausted oil and gas field storage and other technologies. At present, long-term safety and reliability are the main obstacles to CO₂ geological storage technology development.

Challenges and future technology development directions. The CO₂ capture technologies currently being demonstrated and commercialized around the world are mainly post-combustion separation technologies. However, such technologies have high energy consumption and cost and have limited potential for reduction. In the early stage of CCS technology promotion, post-combustion technology is relatively simplistic and has low technical difficulty. This type of technology is often used in CCS demonstration projects. It could achieve CO₂ emission reduction effects in the short term. However, in the long run, since the nature of this type of technology is to use more energy

in exchange for CO₂ emission reduction, using it as the main technology for long-term CO₂ emission reduction will cause countries to pay unbearable energy and economic costs. For this reason, if the application of CCS technology needs to be promoted on a large scale, countries must develop low-energy, low-cost CCS technologies suitable for developing countries for the clean utilization of coal, such as new poly-generation technology, chemical chain technology, NET with multi-energy complementary technology CO₂ capture, etc.

Chemical-power poly-generation technology with low energy consumption CO₂ capture. Chemical-power poly-generation refers to the technology of producing both synthetic fuels/chemical products (such as methanol, dimethyl ether, and other alternative fuels) and electricity. Chemical-power poly-generation technology can achieve not only substantial energy savings in the chemical and power industries but also produce coal-based alternative fuels to reduce our dependence on fossil fuels and reduce CO₂ emissions on a large scale at the cost of low energy consumption.²⁸⁵⁻²⁸⁷ Efficient gasification and gas turbines fueled by hydrogen are future breakthroughs of poly-generation technologies.

Flameless chemical-looping combustion technology. The "flameless" chemical-looping combustion is essentially different from the traditional "flame" combustion: through two gas-solid reactions, no contact between fuel and air is realized. Thus, the gas product is high concentration of CO₂ and H₂O, and the CO₂ can be recovered without the separation process. CO₂ can be separated with zero energy consumption. The use of a "flameless chemical-looping combustion" has opened a new way to control GHGs. The special report on the capture and storage of CO₂ by IPCC emphatically pointed out: "Chemical looping combustion is a way to achieve 100% capture of CO₂. It is a promising way to control greenhouse gases."²⁸⁴ In the 1990s, Chinese scholars took the lead in discovering the new phenomenon of high-concentration CO₂ enrichment in chemical-looping combustion.²⁸⁸ The IEA and the US DOE have identified the chemical chain as the primary new direction for zero emissions of fossil energy in the future. Oxygen carriers with high

reactivity, mechanical properties, and cycle index still need to be further developed. New reactors suitable for chemical-looping combustion and heat integration of the whole system also need further investigations.

Negative emission technology: Fossil energy combined with biomass and solar energy. With the gradual decrease in the proportion of fossil energy and the increase in the proportion of renewable energy consumption, the CCS technology coupled with fossil energy and biomass/solar energy could achieve negative emissions. It could be used for the areas that have to be emitted to achieve C neutrality. The development of this kind of multi-energy complementary technology still needs to develop system integration theory and solve the problems of space-time complementation between fossil energy and renewable energy.

The safety and reliability assessment of CO₂ storage. At present, the storage potential and long-term safety are the main obstacles to the large-scale deployment of CO₂ geological storage technology. Due to the complex sedimentary history, tectonic structures, and diagenesis processes of sedimentary systems and resource deposits in a history of a geological era. The spatial distributions of aquifer layers and oil fields suitable for CO₂ storage lack sufficient technologies to obtain detailed geological data because of the limitations of technologies and interpretations; and then, the assessments of the CO₂ storage capacities face extreme difficulties. Long-term risk and safety issues also face the challenges of current understandings and technology levels.

Therefore, technical innovations are keys to the large-scale deployment of CO₂ geological storage. The breakthrough of these key technologies and methods can provoke the process of realizing C neutrality targets in the future to develop efficient and safe CO₂ geological utilization and storage theory, methods, technology, software, and related equipment. Among various vital technologies, establish the site characterization and site evaluation technical system; construct the specialized system for collaborative optimization of C storage and underground resource recovery; form a safe CO₂ transportation technology system of various options; the development of "sky-surface-underground" integrated monitoring, risk prediction, and risk mitigation technology system; and finally integrate the full-chain CCUS project at scale to systematically and creatively solve the key scientific, technical, software and equipment problems facing CCUS scale and commercialization.

CO₂ utilization

The CO₂ chemical utilization refers to processes of converting CO₂ into other high-value chemicals under certain conditions of temperature, pressure, and the presence of a catalyst. The CO₂ chemical utilization can directly realize the conversion and utilization of CO₂ and has a certain direct emission reduction effect.²⁸⁹ Meanwhile, this type of technology can also form a new chemical synthesis route to replace the utilization of fossil fuels or raw materials. The C flow from the lithosphere to the atmosphere will be transformed into a new model that circulates in the atmosphere, which has a huge indirect emission mitigation effect and has important application prospects in future C-neutral scenarios. To facilitate CO₂ conversion, diverse routes, such as thermochemical catalysis, photochemical catalysis, electrochemical catalysis, and others (enzymatic catalysis and organometallic catalysis) have been developed, and substantial advances have been made in recent years.

Thermochemical catalysis. Among various approaches for CO₂ conversion, the thermochemical processes have been intensively investigated, and some have been commercialized. In thermochemical catalysis, the integration of CO₂ into certain organic substrates to form new C–X bonds in catalytic sequences would broaden the reaction pathway to produce valuable chemicals. Generally, new covalent bonds between CO₂ and substrate molecules can be formed by constructing C–X bonds, including C–H, C–O, C–N, and C–C bonds.²⁹⁰ (1) The generation of C–H bonds originates from the hydrogenation of CO₂ to produce syngas, CH₄, HCOOH, and alcohols.^{291–293} (2) The construction of C–O bonds is established via the cycloaddition of epoxides with CO₂, the condensation of 1,2-based polyols with CO₂, oxidative cyclization of olefins with CO₂, and carboxylate cyclization of propargyl alcohols with CO₂ to afford organic carbonates.^{294–296} (3) Cat-

alytic formation of C–N bonds resulting from the reactions of CO₂ with various amines to the synthesis of N-containing compounds. Various N-containing compounds, including oxazolidinones, quinazolines, ureas, imidazolones, and benzimidazoles, can be produced via these routes.^{297–300} (4) The formation of C–C bonds is through a direct carboxylation reaction (i.e., carboxylation of CO₂ with alkenes, alkynes, or aromatic heterocycles), affording carboxylic acid derivatives as the target products.^{301,302} However, from a thermodynamic point of view, many catalytic reactions are thermodynamically unfavorable and/or need harsh reaction conditions (i.e., high pressure and high temperature) because CO₂ is thermodynamically stable and kinetically inert. Therefore, photochemical and electrochemical catalysis have been prompted as attractive alternative techniques for a sustainable and environment-friendly pathway.

Photochemical catalysis. Photoelectrochemical reduction of CO₂ has gained increasing interest as it can enhance CO₂ efficiency under mild conditions. In a typical photochemical reaction, the inexhaustible solar light is used as an energy source, and CO₂ photoreduction can be carried out using various semiconductors photocatalysts under light irradiation. An efficient photocatalyst should possess the following properties: (1) fast migration of multiple electrons from photocatalytic centers to CO₂; (2) easy adsorption of reactants onto the catalyst and desorption of products into the system; (2) more negative potential of the photocatalyst's conduction band bottom level than the redox potential of CO₂ is required; and (4) the photogenerated holes on the valence band of the photocatalyst should be consumed by oxide species. Therefore, an efficient photocatalytic CO₂ conversion can be promoted via optimization of the light harvesting, fast charge transfer, together with abundant active centers that can adsorb and/or activate CO₂.³⁰³ Recently, several semiconductors, including metal oxide/sulfide (e.g., TiO₂, ZnO, ZnS, SrTiO₃, and CdS) and their modified materials, are most widely investigated for the photocatalytic reduction of CO₂ to fuels.^{304,305} Many valuable fuels, such as CO, CH₄, CH₃OH, HCOOH, and C₂₊ products have been generated through proton-assisted multiple electron-transfer processes.^{306–310} To improve the catalytic efficiency, many efforts have been made via morphological control, structure architecture, heterojunction construction, surface defect engineering, and doping with heteroatoms.

Electrochemical CO₂ reduction. The electrochemical CO₂ reduction reaction (CO₂RR), enabling the conversion of intermittent renewable electricity from sunlight and wind into storable fuels and useful chemical products, is an important approach for CO₂ conversion and utilization to meet the requirement of C neutrality.^{13,311,312} Since the pioneering works by Hori et al.,^{313,314} massive efforts have been devoted to boost the catalytic performance of electrochemical CO₂RR, especially within the past decade.^{315–321} There has been increasing mechanistic understanding as well as many encouraging signs of experimental progress on this complicated multi-electron and multi-proton transfer reaction system.^{192,315,322–326}

Theoretical simulations using density functional theory (DFT) have become a powerful tool for providing mechanistic insights into microscopic processes at electrode/electrolyte interface and obtaining critical thermodynamic and kinetic data. A significant difference between electrocatalysis and classical catalysis is that both the reaction thermodynamics (reaction free energy) and kinetics (activation barrier) can be effectively modulated by the applied electrode potential. A simple way to treat the electrode potential effect was developed by Nørskov et al.³²⁷ The combination of the proton-coupled electron-transfer model with the computational hydrogen electrode model was applied to explain the unique ability of copper to convert CO₂ into hydrocarbons. The onset potential and potential-determining steps ascertained from thermodynamic computations are useful in determining the catalytic activity toward a certain reduction product based on linear scaling relations and the volcano model (Sabatier's principle).^{328,329}

Other catalysis. Enzymatic and organometallic conversions of CO₂ have also emerged as attractive alternatives in certain applications. Various useful reduction products such as CO, HCOOH, carboxylic acids, and cyclic carbonates have been successfully obtained.^{330–333} However, development in these fields is still in its infancy; considerable effort needs to be dedicated to understanding structural features controlling the catalytic activity and

achieving practical catalysts suitable for the conversion of CO₂ to useful chemicals.³³⁴

Future challenges and key technologies of CO₂ catalysis. Although significant efforts have been made over the past several years, the conversion of CO₂ into fuels and chemicals is still challenging in overcoming both thermodynamic and kinetic barriers. For thermal catalysis, the number of valuable and spontaneous reactions of CO₂ with other chemicals is very limited. Deep insights in seeking new reactions in which CO₂ reacts with multi-compounds simultaneously will provide more opportunities for CO₂ conversion. For photochemical and electrochemical catalysis, large-scale application of CO₂ transformation has not been realized. One of the main obstacles in developing rational strategies for catalysis is that the complexity of catalysts hinders the efforts of the active sites. Therefore, much more work needs to be carried out to enhance the existing routes' efficiency and explore efficient catalysts and reaction mediums. In addition, the products for photocatalysis and electrocatalysis are still limited due to the relatively poor efficiency or unfavorable operating conditions. Seeking more reactions in which CO₂ reacts with other compounds may open ways to produce long-chain C products in photochemical and electrochemical systems. To approach the neutral cycle in the future, we must continue developing more efficient catalytic systems to accelerate industrialization. For electrocatalytic CO₂ reduction, this field still faces challenges of (1) slow electron-transfer kinetics, (2) large overpotential, and (3) unsatisfactory selectivity, restricting its practical application and technological commercialization.^{335,336} All of the above three important performance indexes are intrinsically related to the kinetic properties of catalytic processes. The current density and overpotential reflect the polarization relation of electrochemical rate, while the faradic efficiency stands for the distribution relation of parallel reaction rate. Thus, intensively kinetic studies based on first-principles calculations and simulations are crucial whether interpreting the electrocatalytic performance of reported catalysts or promoting catalytic properties by designing new catalysts. Microkinetic models are needed to use the DFT-calculated activation energy barriers to determine the reaction rates, the catalytic activity, the product distribution, and the current density under real experimental conditions.³¹²

In addition to improving energy efficiency and adjusting the energy structure through renewable energies, CCUS is a necessary solution for achieving C neutrality. The role of CCUS in carbon emission reduction depends on its competition with renewable energy with energy storage. When the target of C neutrality is proposed, it is hoped that renewable energy may replace almost all fossil fuels. However, this hope seems to be impracticable as renewable power is not stable and cannot meet the requirement of energy safety. Although large-scale energy storage can enforce the stability of renewable powers, its total cost and environmental impacts need to be reconsidered. In addition, the transition to renewable energies may mean that there needs to be a complete reconstruction or retrofit of current fossil fuel-based energy production, transmission, and supply systems, and this cost is huge. Also, innovative CCUS technologies can be cost-competitive to renewable powers. Thus, in consideration of the stability and safety of energy supply, environmental impacts, and total cost, CCUS may play a big role in realizing C neutrality in the future. High cost and high energy consumption are still the main challenges for CCUS in the power, steel, and cement industries. Opportunities with low-cost CO₂ capture exist in the chemical industry and may contribute to around 0.4–1.0 billion tons of CO₂ emission yearly in China. CCUS can be combined with clean fuel productions, such as hydrogen production from fossil fuels, and will play a role in the future. There are only two examples of large-scale CCUS technology in power sector currently, and they both adopt post-combustion technologies. The high investment and energy consumption of the two demonstrations indicate that CCS needs technological innovations to reduce its cost further. Low-cost chemical-looping combustion, renewable energy poly-generation, and hybrid renewable fossil fuel energy systems are promising technologies that can help build a C-neutral world. However, the above innovative technologies are at the early stage of R&D and may play an important role after ten years (more than one billion tons of CO₂ emission reduction per year in China). Furthermore, the conversion of

CO₂ into valuable chemicals and fuels can also reduce several million tons of CO₂ emissions per year in China.

CARBON NEUTRALITY BASED ON SATELLITE OBSERVATION AND DIGITAL EARTH

In the area of satellite observation and Digital Earth technology, the support for C neutralization includes the rapid monitoring of global GHG concentration, ground land cover change, and the spatial analysis of global natural C sink, which plays an important supporting role in the assessment of when to achieve the peak of C emissions and the potential of a natural C sink.

Satellite observations of CO₂ emissions

At present, greenhouse gas observation methods include ground-based monitoring and satellite remote sensing. A global network of greenhouse gas observation stations was established in the early stage to provide accurate greenhouse gas concentration data.³³⁷ However, due to the limitation of the number of sites, the spatial resolution is often not sufficient to meet global C flux calculation needs. Three CO₂ satellites were launched successively, including GOSAT launched by Japan in 2009,³³⁸ OCO-2 launched by the United States in 2014,³³⁹ and TANSAT launched by China in 2016,³⁴⁰ which significantly improved the ability of C flux observation. In addition to CO₂ observation, the Sentinel-5P satellite launched by Europe has achieved good results in CH₄, NO₂, CO, O₃, and other gas inversions. Among them, NO₂, as the gas produced by fossil energy combustion, the photochemical lifetime of which is only a few hours, can effectively track the emission source.^{341,342} It is often used as a barometer of economic stagnation or recovery in various countries during the COVID-19 pandemic.³⁴³ It is expected that, in 2025, the European Space Agency will launch a new satellite by combining CO₂ and NO₂ observations together.³⁴⁴

Digital Earth for carbon neutrality

Digital Earth will integrate a massive amount of data mainly from satellite observation, and develop models, simulate or predict current or future global ecosystems at multiple resolutions in space and time, and then visualize the results. These new technologies and features will provide very powerful benefits for C neutrality and C trading for the following two reasons: (1) the C cycle is influenced by many natural and human factors.³⁴⁵ Many current models cannot effectively simulate these factors and estimate the C sink. Its estimation is complex, and results from many models differ considerably.³⁴⁶ However, Digital Earth, which combines these models and comprehensive data, can provide a platform to run these models and compare or validate their results to get a more realistic global C sink. (2) The Principle of Common and Separate Responsibilities was clearly stated in United Nations Framework Convention on Climate Change in 1992. It was adopted in the Kyoto Protocol in 1997, which was widely accepted because countries at different stages of development have different capacities to deal with international environmental issues. Different countries or regions differ in C emissions and sequestration and, consequently, different levels of responsibilities for C neutrality. Global C estimation or prediction and even their driving mechanisms are conducted and shown on Digital Earth at the pixel level. It is apparent that to find the spatial distribution and differences among countries or regions which will bring great convenience to quantify the responsibility for C neutrality taken by governments and the C trading among countries or regions. Moreover, these digital replicas of the global C estimation and their driving mechanisms are helpful to provide essential information for climate and C neutrality policymaking.

CONCLUSIONS AND FUTURE PERSPECTIVES

Carbon is one of the most important elements that contribute to the existence of life on Earth. Since the Industrial Revolution, C-based resources have been exploited to produce energy, food, and other commodities, affecting the global ecosystems in countless ways. The extensive use of fossil fuels and deforestation to promote anthropogenic activities and urbanization are entwined with global climate change, which stems from the greenhouse effect associated with increased atmospheric CO₂ and other GHGs. Currently, the

international community is confronted with developing cost-effective and sustainable methods for minimizing C emissions and promoting C sequestration. As the global community is moving towards C neutrality, there is a need to revise our understanding of the current state of C flows in the total environment. Therefore, it has become imperative to switch from non-renewables to renewables that sustain current production systems and address climate change issues to protect human health and the environment. As presented in this review, harnessing the power of renewable resources in energy, food, and industrial production systems and promoting C sequestration in terrestrial and marine ecosystems are seen as possible routes towards C neutrality and achieving sustainable development goals. However, the current level of research has not overcome the major challenges to efficiently use renewable resources in production systems and prevent us from depending on fossil fuels. Many problems still require scientific, socioeconomical, and technological solutions to adopt practices that reduce GHG emissions in current global production systems. These include:

1. Given that the potential of global renewable energy resources surpasses global energy demand, the most pressing research needs in sustainable development are enhancing the current renewable energy production trend to phase out the use of fossil fuels. Increasing the amount of power and heat generated from C-free sources (i.e., sun, wind, and ocean) is one aspect of this, but so is the production of biofuels and hydrogen from biomass. The intermittency of wind, solar and other renewable energy sources is one of the major challenges limiting the replacement of fossil fuels with renewable energy. Energy storage is the apparent answer to the intermittency of some of the renewable energy sources. However, the scalability and cost-effectiveness of energy storage are subject to many constraints and limitations. Energy storage development and promotion entail scientific and technological challenges, as well as economic and regulatory concerns that must be addressed in order to drive investment and competition in the energy storage industry. Improving energy efficiency (including residential heating/cooling) has a major impact on reducing GHG emissions in our daily lives. Therefore, more research is needed to fully understand how to maximize energy efficiency and support C-neutral economic growth. As there is a clear link between energy conservation and climate change mitigation, efforts to minimize energy consumption in end-use sectors will contribute to sustainable development as well as carbon neutrality targets.
2. Considering that unsustainable management practices in food systems, spanning from the production and application of chemical fertilizers to waste landfilling and burning, continue to account for a significant portion of GHG emissions, more research is needed to reduce emissions from food systems and enhance sinks of C and other important nutrients (i.e., nitrogen, potassium, phosphorus, and sulfur). To achieve this, developing new methods for further optimization of waste recycling and nature-based processes in agroecosystems, along with the technological development of food factories, has the potential to reduce the need for chemical fertilizers and sustainably support human activities. Given that biochar has multifunctional values in addition to carbon sequestration, as discussed in this review, there is a need to integrate ecological strategies to optimize biochar production, characterization and life cycle analysis, and to formulate model-based standards and experimental evidence to spur biochar-assisted sustainable development. Since terrestrial and marine ecosystems are the largest C reservoirs on Earth, strengthening policies that promote afforestation and reforestation and use of C-negative materials to conserve terrestrial ecosystems and sustainable management of aquatic ecosystems could contribute to increasing C sequestration, thereby mitigating climate change.
3. Even though the CCUS approach has a pivotal role to play in our pursuit of carbon neutrality, the adoption of current CCUS technologies is hampered by their high energy consumption and costs. Carbon

capture and storage in the power industry require scientific and technological innovations to achieve low or even net-zero energy use. Polygeneration, chemical looping combustion, and technologies that combine fossil fuels and renewable energy sources for capturing CO₂ could open a new era for CCUS. At the same time, the conversion of CO₂ to fuels and chemicals is also a promising possibility, but the obstacles of thermodynamics and kinetics need to be overcome.

4. Given the utmost relevance of monitoring GHG emissions from space to ensure the world is on track to meet its climate change mitigation goals, the accuracy and spatiotemporal resolution of monitoring GHG emissions from satellites need to be further strengthened so as to monitor greenhouse gas emission sources and rates more comprehensively and timely. The capacity and accuracy of satellites in monitoring terrestrial ecosystem biomass also need to be improved. Remote sensing monitoring of marine carbon sink potential needs new theoretical breakthroughs. Carrying out accurate carbon budget calculation based on land-sea-air joint observation is an important basis for carbon peak and carbon neutralization decision-making.

In summary, this review sheds light on the current status, challenges, and prospects of technologies for building a carbon-neutral future. However, to bridge the gap between the C-neutral world rhetoric and reality, the urgent need to restructure global development systems and protect natural resources requires swift and collaborative actions by researchers, policymakers, investors, and consumers around the world, aiming at reducing GHG emissions and promoting carbon sequestration in technical and natural systems. Furthermore, the global scientific and technological innovations that foster the green economy must be financially and strategically rewarded to accelerate the trend towards carbon neutrality.

REFERENCES

1. Avtar, R., Tripathi, S., Aggarwal, A.K., and Kumar, P. (2019). Population–urbanization–energy nexus: a review. *Resources* **8**, 136.
2. Sarkodie, S.A., Owusu, P.A., and Leirvik, T. (2020). Global effect of urban sprawl, industrialization, trade and economic development on carbon dioxide emissions. *Environ. Res. Lett.* **15**, 034049.
3. IISD (2020). International institute for sustainable development: world population to reach 9.9 billion by 2050. <https://sdg.iisd.org/news/world-population-to-reach-9-9-billion-by-2050/>.
4. Rabaey, K., and Ragauskas, A.J. (2014). Editorial overview: energy biotechnology. *Curr. Opin. Biotech.* **27**, V–VI.
5. Lampert, A. (2019). Over-exploitation of natural resources is followed by inevitable declines in economic growth and discount rate. *Nat. Commun.* **10**, 1419.
6. Hoang, N.T., and Kanemoto, K. (2021). Mapping the deforestation footprint of nations reveals growing threat to tropical forests. *Nat. Ecol. Evol.* **5**, 845–853.
7. Ritchie, H., and Roser, M. (2017). Greenhouse gas emissions. <https://ourworldindata.org/greenhouse-gas-emissions>.
8. Tilman, D., Balzer, C., Hill, J., and Befort, B.L. (2011). Global food demand and the sustainable intensification of agriculture. *Proc. Natl. Acad. Sci. U S A* **108**, 20260–20264.
9. Mathur, M., and Awasthi, S. (2016). Carbon neutral village/cluster: a conceptual framework for envisioning. *Curr. Sci.* **110**, 1208–1215.
10. Wang, R., Xiong, Y., Xing, X., et al. (2020). Daily CO₂ emission reduction indicates the control of activities to contain COVID-19 in China. *Innovation* **1**, 100062. <https://doi.org/10.1016/j.xinn.2020.100062>.
11. Anderson, K., and Peters, G. (2016). The trouble with negative emissions. *Science* **354**, 182–183.
12. UNFCCC (2015). Paris Agreement (United Nations Climate Change). <https://unfccc.int/process-and-meetings/the-paris-agreement/the-paris-agreement>.
13. Chen, J.M. (2021). Carbon neutrality: toward a sustainable future. *Innovation* **2**, 100127. <https://doi.org/10.1016/j.xinn.2021.100127>.
14. World Meteorological Organization (2020). The state of the global climate 2020. <https://public.wmo.int/en/our-mandate/climate/wmo-statement-state-of-global-climate>.
15. Cheng, H. (2020). Future earth and sustainable developments. *Innovation* **1**, 100055. <https://doi.org/10.1016/j.xinn.2020.100055>.
16. Ministère de la Transition écologique et solidaire. (2020). The ecological and inclusive transition towards carbon neutrality. https://unfccc.int/sites/default/files/resource/en_SNBC-2_summary_compl.pdf.

17. Pedersen, J.L., Bey, N., Gerholt, S.F., et al. (2020). The Road towards Carbon Neutrality in the Different Nordic Countries (Nordic Council of Ministers). <https://www.norden.org/en/publication/road-towards-carbon-neutrality-different-nordic-countries>.
18. IEA (2021). About CCUS (IEA). <https://www.iea.org/reports/about-ccus>.
19. Ellabban, O., Abu-Rub, H., and Blaabjerg, F. (2014). Renewable energy resources: current status, future prospects and their enabling technology. *Renew. Sust. Energ. Rev.* **39**, 748–764.
20. IEA (2021). Net Zero by 2050: A Roadmap for the Global Energy Sector (IEA). <https://www.iea.org/events/net-zero-by-2050-a-roadmap-for-the-global-energy-system>.
21. Hanssen, S.V., Daioglou, V., Steinmann, Z.J.N., et al. (2020). The climate change mitigation potential of bioenergy with carbon capture and storage. *Nat. Clim. Change* **10**, 1023–1029.
22. Beerling, D.J. (2017). Enhanced rock weathering: biological climate change mitigation with co-benefits for food security? *Biol. Lett.* **13**, 20170149.
23. Forster, E.J., Healey, J.R., Dymond, C., and Styles, D. (2021). Commercial afforestation can deliver effective climate change mitigation under multiple decarbonisation pathways. *Nat. Commun.* **12**, 3831.
24. Amundson, R., and Biardeau, L. (2018). Soil carbon sequestration is an elusive climate mitigation tool. *Proc. Natl. Acad. Sci. U S A* **115**, 11652–11656.
25. Mehra, P., Baker, J., Sojka, R.E., et al. (2018). A review of tillage practices and their potential to impact the soil carbon dynamics. In *Advances in Agronomy*, D.L. Sparks, ed., pp. 185–230.
26. Murphy, B. (2020). Soil carbon sequestration as an elusive climate mitigation tool. In *No-till Farming Systems for Sustainable Agriculture: Challenges and Opportunities*, Y.P. Dang, R.C. Dalal, and N.W. Menzies, eds. (Springer International Publishing), pp. 337–353.
27. Emerson, D. (2019). Biogenic iron dust: a novel approach to ocean iron fertilization as a means of large scale removal of carbon dioxide from the atmosphere. *Front. Mar. Sci.* **6**, 22.
28. Beuttler, C., Charles, L., and Wurzbacher, J. (2019). The role of direct air capture in mitigation of anthropogenic greenhouse gas emissions. *Front. Clim.* **1**, 1–10.
29. Owusu, P.A., and Asumadu-Sarkodie, S. (2016). A review of renewable energy sources, sustainability issues and climate change mitigation. *Cogent Eng.* **3**, 1167990.
30. Azar, C., Lindgren, K., Larson, E., and Möllersten, K. (2006). Carbon capture and storage from fossil fuels and biomass—costs and potential role in stabilizing the atmosphere. *Clim. Change* **74**, 47–79.
31. Blackford, J., Bull, J.M., Cevatoglu, M., et al. (2015). Marine baseline and monitoring strategies for carbon dioxide capture and storage (CCS). *Int. J. Greenh. Gas Con.* **38**, 221–229.
32. Raza, A., Gholami, R., Rezaee, R., et al. (2019). Significant aspects of carbon capture and storage—a review. *Petroleum* **5**, 335–340.
33. Sedjo, R., and Sohngen, B. (2012). Carbon sequestration in forests and soils. *Annu. Rev. Resour. Econ.* **4**, 127–144.
34. Vergragt, P.J., Markusson, N., and Karlsson, H. (2011). Carbon capture and storage, bio-energy with carbon capture and storage, and the escape from the fossil-fuel lock-in. *Global Environ. Chang.* **21**, 282–292.
35. Keenan, T.F., and Williams, C.A. (2018). The terrestrial carbon sink. In *Annual Review of Environment and Resources*, A. Gadgil and T.P. Tomich, eds., pp. 219–243.
36. Caron, P., Ferrero y de Loma-Osorio, G., Nabarro, D., et al. (2018). Food systems for sustainable development: proposals for a profound four-part transformation. *Agron. Sustain. Dev.* **38**, 41.
37. Hofmann, T., Lowry, G.V., Ghoshal, S., et al. (2020). Technology readiness and overcoming barriers to sustainably implement nanotechnology-enabled plant agriculture. *Nat. Food* **1**, 416–425.
38. Kah, M., Kookana, R.S., Gogos, A., and Bucheli, T.D. (2018). A critical evaluation of nanopesticides and nanofertilizers against their conventional analogues. *Nat. Nanotechnol.* **13**, 677–684.
39. Rubio, N.R., Xiang, N., and Kaplan, D.L. (2020). Plant-based and cell-based approaches to meat production. *Nat. Commun.* **11**, 6276.
40. Stefanovic, L., Freytag-Leyer, B., and Kahl, J. (2020). Food system outcomes: an overview and the contribution to food systems transformation. *Front. Sustain. Food Syst.* **4**. <https://doi.org/10.3389/fsufs.2020.546167>.
41. Zhang, P., Guo, Z., Ullah, S., et al. (2021). Nanotechnology and artificial intelligence to enable sustainable and precision agriculture. *Nat. Plants* **7**, 864–876.
42. Chu, S., Cui, Y., and Liu, N. (2017). The path towards sustainable energy. *Nat. Mater.* **16**, 16–22.
43. Obama, B. (2017). The irreversible momentum of clean energy. *Science* **355**, 126–129.
44. Dutta, A., Farooq, S., Karimi, I.A., and Khan, S.A. (2017). Assessing the potential of CO₂ utilization with an integrated framework for producing power and chemicals. *J. CO₂ Util.* **19**, 49–57.
45. Kilkis, S., Krajacic, G., Duic, N., et al. (2020). Advances in integration of energy, water and environment systems towards climate neutrality for sustainable development. *Energ. Convers. Manag.* **225**, 113410.
46. Li, Y., Yu, L., Chen, L., et al. (2021). Subtle side chain triggers unexpected two-channel charge transport property enabling 80% fill factors and efficient thick-film organic photovoltaics. *Innovation* **2**, 100090. <https://doi.org/10.1016/j.xinn.2021.100090>.
47. Yoo, J.J., Seo, G., Chua, M.R., et al. (2021). Efficient perovskite solar cells via improved carrier management. *Nature* **590**, 587–593.
48. Sargent, E.H. (2012). Colloidal quantum dot solar cells. *Nat. Photon.* **6**, 133–135.
49. Aydin, E., Allen, T.G., De Bastiani, M., et al. (2020). Interplay between temperature and bandgap energies on the outdoor performance of perovskite/silicon tandem solar cells. *Nat. Energy* **5**, 851–859.
50. Marchi, M., Niccolucci, V., Pulselli, R.M., and Marchettini, N. (2018). Environmental policies for GHG emissions reduction and energy transition in the medieval historic centre of Siena (Italy): the role of solar energy. *J. Clean. Prod.* **185**, 829–840.
51. Zhou, Z.G., Lin, A.W., Wang, L.C., et al. (2021). Estimation of the losses in potential concentrated solar thermal power electricity production due to air pollution in China. *Sci. Total Environ.* **784**, 147214.
52. Di Leo, S., Pietrapertosa, F., Salvia, M., and Cosmi, C. (2021). Contribution of the Basilicata region to decarbonisation of the energy system: results of a scenario analysis. *Renew. Sust. Energ. Rev.* **138**, 110544.
53. Ngho, S.K., and Njomo, D. (2012). An overview of hydrogen gas production from solar energy. *Renew. Sust. Energ. Rev.* **16**, 6782–6792.
54. Ishaq, H., and Dincer, I. (2021). Comparative assessment of renewable energy-based hydrogen production methods. *Renew. Sust. Energ. Rev.* **135**, 110192.
55. Shih, C.F., Zhang, T., Li, J.H., and Bai, C.L. (2018). Powering the future with liquid sunshine. *Joule* **2**, 1925–1949.
56. Olabi, A.G., Wilberforce, T., Elsaied, K., et al. (2021). Selection guidelines for wind energy technologies. *Energies* **14**, 3244.
57. Ren, K.P., Tang, X., Wang, P., et al. (2021). Bridging energy and metal sustainability: insights from China's wind power development up to 2050. *Energ* **227**, 120524.
58. OES (2017). An International Vision for Ocean Energy (OES). <https://www.ocean-energy-systems.org/news/oes-vision-for-international-deployment-of-ocean-energy/>.
59. IRENA (2020). Innovation Outlook: Ocean Energy Technologies (International Renewable Energy Agency). <https://irena.org/publications/2020/Dec/Innovation-Outlook-Ocean-Energy-Technologies>.
60. Wang, Z.L. (2017). Catch wave power in floating nets. *Nature* **542**, 159–160.
61. Nihous, G.C. (2007). A preliminary assessment of ocean thermal energy conversion resources. *J. Energ. Resour.-Asme* **129**, 10–17.
62. Statistics, G.B. (2020). World bioenergy association. <http://www.worldbioenergy.org/uploads/201210%20WBA%20GBS%202020.pdf>.
63. Tursi, A. (2019). A review on biomass: importance, chemistry, classification, and conversion. *BRJ* **6**, 962–979.
64. Alper, K., Tekin, K., Karagoz, S., and Ragauskas, A.J. (2020). Sustainable energy and fuels from biomass: a review focusing on hydrothermal biomass processing. *Sustain. Energ. Fuels* **4**, 4390–4414.
65. Sivabalan, K., Hassan, S., Ya, H., and Pasupuleti, J. (2021). A review on the characteristic of biomass and classification of bioenergy through direct combustion and gasification as an alternative power supply. *J. Phys.* **1831**, 012033.
66. Liu, Y., Wang, H., Jiang, Z., et al. (2021). Genomic basis of geographical adaptation to soil nitrogen in rice. *Nature* **590**, 600–605.
67. Jouzani, G.S., and Taherzadeh, M.J. (2015). Advances in consolidated bioprocessing systems for bioethanol and butanol production from biomass: a comprehensive review. *Biofuel Res. J.* **2**, 152–195.
68. Liu, Y.Z., Cruz-Morales, P., Zargar, A., et al. (2021). Biofuels for a sustainable future. *Cell* **184**, 1636–1647.
69. IEA (2019). The future of hydrogen. <https://www.iea.org/reports/the-future-of-hydrogen>.
70. Council, H. (2017). How hydrogen empowers the energy transition. <https://hydrogencouncil.com/en/study-how-hydrogen-empowers/>.
71. Nikolaidis, P., and Poullikkas, A. (2017). A comparative overview of hydrogen production processes. *Renew. Sust. Energ. Rev.* **67**, 597–611.
72. He, Z., Qian, Q., Ma, J., et al. (2016). Water-enhanced synthesis of higher alcohols from CO₂ hydrogenation over a Pt/Co₃O₄ catalyst under milder conditions. *Angew. Chem. Int. Edit.* **55**, 737–741.
73. He, T., Cao, H.J., and Chen, P. (2019). Complex hydrides for energy storage, conversion, and utilization. *Adv. Mater.* **31**, 1902757.
74. Zivar, D., Kumar, S., and Foroozesh, J. (2021). Underground hydrogen storage: a comprehensive review. *Int. J. Hydrogen Energ.* **46**, 23436–23462.
75. Messaoudani, Z.L., Rigas, F., Hamid, M.D.B., and Hassan, C.R.C. (2016). Hazards, safety and knowledge gaps on hydrogen transmission via natural gas grid: a critical review. *Int. J. Hydrogen Energ.* **41**, 17511–17525.
76. Shao, Z., and Yi, B. (2019). Developing trend and present status of hydrogen energy and fuel cell development. *Bull. Chin. Acad. Sci.* **34**, 469–477.
77. Renault, C., Hron, M., Konings, R., and Holcomb, D.E. (2009). The Molten Salt Reactor (MSR) in Generation 4: Overview and Perspectives (Organisation for Economic Co-operation and Development - Nuclear Energy Agency, Committee on the Safety of Nuclear Installations) (OECD/NEA/CSNI).

78. Serp, J., Allibert, M., Benes, O., et al. (2014). The molten salt reactor (MSR) in generation IV: overview and perspectives. *Prog. Nucl. Energy*, **77**, 308–319.
79. Dai, Z. (2017). 17. Thorium molten salt reactor nuclear energy system (TMSR). In *Molten Salt Reactors and Thorium Energy*, T.J. Dolan, ed. (Woodhead Publishing), pp. 531–540.
80. Wang, J., Dai, Z., and Xu, H. (2019). Current status and prospects of research on comprehensive utilization of nuclear energy. *Bull. Chin. Acad. Sci.* **34**, 460–468.
81. Bernard, B. (2017). ITER: a unique international collaboration to harness the power of the stars. *Cr. Phys.* **18**, 367–371.
82. Song, Y.T., Wu, S.T., Li, J.G., et al. (2014). Concept design of CFETR tokamak machine. *IEEE Trans. Plasma Sci.* **42**, 503–509.
83. Minucci, S., Panella, S., Ciattaglia, S., et al. (2020). Electrical loads and power systems for the DEMO nuclear fusion project. *Energies* **13**, 2269.
84. Okano, K., Kasada, R., Ikebe, Y., et al. (2018). An action plan of Japan toward development of demo reactor. *Fusion Eng. Des.* **136**, 183–189.
85. Wu, Y., and Li, P. (2020). The potential of coupled carbon storage and geothermal extraction in a CO₂-enhanced geothermal system: a review. *Geotherm. Energy* **8**, 19.
86. Ahmadi, A., Assad, M.E., Jamali, D.H., et al. (2020). Applications of geothermal organic rankine cycle for electricity production. *J. Clean. Prod.* **274**, 122950.
87. Lund, J.W., and Toth, A.N. (2021). Direct utilization of geothermal energy 2020 world-wide review. *Geothermics* **90**, 101915.
88. Goldbrunner, J. (2020). Austria—country update. In *Proceedings World Geothermal Congress (Reykjavik, Iceland: EGEC)*, pp. 1–19.
89. Department of Energy (2021). DOE Awards \$ 46 Million for Geothermal Initiative Projects with Potential to Power Millions of U. S. Homes (Energy). <https://www.energy.gov/articles/doe-awards-46-million-geothermal-initiative-projects-potential-power-millions-us-homes>.
90. Lu, W.J., Yuan, Z.Z., Zhao, Y.Y., et al. (2017). Porous membranes in secondary battery technologies. *Chem. Soc. Rev.* **46**, 2199–2236.
91. Yuan, Z., Yin, Y., Xie, C., et al. (2019). Advanced materials for zinc-based flow battery: development and challenge. *Adv. Mater.* **31**, 1902025.
92. Bueno, C., and Carta, J.A. (2006). Wind powered pumped hydro storage systems, a means of increasing the penetration of renewable energy in the Canary Islands. *Renew. Sust. Energy Rev.* **10**, 312–340.
93. Deane, J.P., Gallachóir, B.P.Ó., and Mckeogh, E.J. (2010). Techno-economic review of existing and new pumped hydro energy storage plant. *Renew. Sust. Energy Rev.* **14**, 1293–1302.
94. Rehman, S., Al-Hadhrani, L.M., and Alam, M.M. (2015). Pumped hydro energy storage system: a technological review. *Renew. Sust. Energy Rev.* **44**, 586–598.
95. Budt, M., Wolf, D., Span, R., and Yan, J. (2016). A review on compressed air energy storage: basic principles, past milestones and recent developments. *Appl. Energy* **170**, 250–268.
96. Lund, H., and Salgi, G. (2009). The role of compressed air energy storage (CAES) in future sustainable energy systems. *Energy Convers. Manage.* **50**, 1172–1179.
97. Swider, D.J. (2007). Compressed air energy storage in an electricity system with significant wind power generation. *IEEE Trans. Energy Convers.* **22**, 95–102.
98. Jiang, J., Li, Y.Y., Liu, J.P., et al. (2012). Recent advances in metal oxide-based electrode architecture design for electrochemical energy storage. *Adv. Mater.* **24**, 5166–5180.
99. Lin, D.C., Liu, Y.Y., and Cui, Y. (2017). Reviving the lithium metal anode for high-energy batteries. *Nat. Nanotechnol.* **12**, 194–206.
100. Yang, M., Hassan, M.A., Xu, K., et al. (2020). Assessment of water and nitrogen use efficiencies through UAV-based multispectral phenotyping in winter wheat. *Front. Plant Sci.* **11**, 927. <https://doi.org/10.3389/fpls.2020.00927>.
101. Yang, X.F., Adair, K.R., Gao, X.J., and Sun, X.L. (2021). Recent advances and perspectives on thin electrolytes for high-energy-density solid-state lithium batteries. *Energy Environ. Sci.* **14**, 643–671.
102. Feng, R.Z., Zhang, X., Murugesan, V., et al. (2021). Reversible ketone hydrogenation and dehydrogenation for aqueous organic redox flow batteries. *Science* **372**, 836–840.
103. Yuan, Z.Z., Zhang, H.M., and Li, X.F. (2018). Ion conducting membranes for aqueous flow battery systems. *Chem. Commun.* **54**, 7570–7588.
104. Zubrinich, P. (2020). The long read: go big, go with the flow. <https://www.pv-magazine-india.com/2020/02/15/the-long-read-go-big-go-with-the-flow/>.
105. Weaver, J.F. (2017). World's largest battery: 200MW/800MWh vanadium flow battery—site work ongoing. <https://electrek.co/2017/12/21/worlds-largest-battery-200mw-800mwh-vanadium-flow-battery-rongke-power/>.
106. Chen, H.N., Cong, G.T., and Lu, Y.C. (2018). Recent progress in organic redox flow batteries: active materials, electrolytes and membranes. *J. Energy Chem.* **27**, 1304–1325.
107. Zhang, C., and Li, X. (2021). Perspective on organic flow batteries for large-scale energy storage. *Curr. Opin. Biotech.* **30**, 100836.
108. Zhang, J., Jiang, G.P., Xu, P., et al. (2018). An all-aqueous redox flow battery with unprecedented energy density. *Energy Environ. Sci.* **11**, 2010–2015.
109. Ballantyne, A.P., Alden, C.B., Miller, J.B., et al. (2012). Increase in observed net carbon dioxide uptake by land and oceans during the past 50 years. *Nature* **488**, 70–72.
110. Crippa, M., Solazzo, E., Guizzardi, D., et al. (2021). Food systems are responsible for a third of global anthropogenic GHG emissions. *Nat. Food* **2**, 1–12.
111. Wang, X.J., Bei, Q.C., Yang, W., et al. (2020). Unveiling of active diazotrophs in a flooded rice soil by combination of NanoSIMS and ¹⁵N₂-DNA-stable isotope probing. *Biol. Fert. Soils* **56**, 1189–1199.
112. Friedlingstein, P., O'Sullivan, M., Jones, M.W., et al. (2020). Global carbon budget 2020. *Earth Syst. Sci. Data* **12**, 3269–3340.
113. Frank, S., Havlik, P., Stehfest, E., et al. (2019). Agricultural non-CO₂ emission reduction potential in the context of the 1.5 degrees C target. *Nat. Clim. Change* **9**, 66–72.
114. Poore, J., and Nemecek, T. (2018). Reducing food's environmental impacts through producers and consumers. *Science* **360**, 987–992.
115. Shang, Z., Abdalla, M., Xia, L., et al. (2021). Can cropland management practices lower net greenhouse emissions without compromising yield? *Glob. Chang. Biol.* **27**, 4657–4670.
116. Dawar, K., Khan, A., Sardar, K., et al. (2021). Effects of the nitrification inhibitor nitrapyrin and mulch on N₂O emission and fertilizer use efficiency using N-15 tracing techniques. *Sci. Total Environ.* **757**, 143739.
117. Maresma, A., Lloveras, J., and Martinez-Casasnovas, J.A. (2018). Use of multispectral airborne images to improve in-season nitrogen management, predict grain yield and estimate economic return of maize in irrigated high yielding environments. *Remote Sens.* **10**, 543.
118. Sa, I., Popovic, M., Khanna, R., et al. (2018). WeedMap: a large-scale semantic weed mapping framework using aerial multispectral imaging and deep neural network for precision farming. *Remote Sens.* **10**, 1423.
119. Ali, M. (2020). Effect of water saving irrigation management practices on rice productivity and methane emission during rice cultivation. *J. Geosci. Environ. Prot.* **8**, 182–196.
120. Hiya, H., Ali, M., Baten, S., and Barman, S. (2020). Effect of water saving irrigation management practices on rice productivity and methane emission from paddy field. *J. Geosci. Environ. Prot.* **8**, 182–196.
121. Pratiwi, E., Akhdiya, A., Purwani, J., et al. (2021). Impact of methane-utilizing bacteria on rice yield, inorganic fertilizers efficiency and methane emissions. *IOP Conference Series*. 2021;648:1:12137
122. Rani, V., Bhatia, A., and Kaushik, R. (2021). Inoculation of plant growth promoting-methane utilizing bacteria in different N-fertilizer regime influences methane emission and crop growth of flooded paddy. *Sci. Total Environ.* **775**, 145826.
123. Wang, M., Janssen, P.H., Sun, X.Z., et al. (2013). A mathematical model to describe in vitro kinetics of H₂ gas accumulation. *Anim. Feed. Sci. Tech.* **184**, 1–16.
124. Zhang, X.M., Medrano, R.F., Wang, M., et al. (2019). Corn oil supplementation enhances hydrogen use for biohydrogenation, inhibits methanogenesis, and alters fermentation pathways and the microbial community in the rumen of goats. *J. Anim. Sci.* **97**, 4999–5008.
125. Wang, R., Wang, M., Ungerfeld, E.M., et al. (2018). Nitrate improves ammonia incorporation into rumen microbial protein in lactating dairy cows fed a low-protein diet. *J. Dairy Sci.* **101**, 9789–9799.
126. Wang, M., Wang, R., Yang, S., et al. (2016). Effects of three methane mitigation agents on parameters of kinetics of total and hydrogen gas production, ruminal fermentation and hydrogen balance using in vitro technique. *Anim. Sci. J.* **87**, 224–232.
127. Zhang, X.M., Smith, M.L., Gruninger, R.J., et al. (2021). Combined effects of 3-nitrooxypropanol and canola oil supplementation on methane emissions, rumen fermentation and biohydrogenation, and total tract digestibility in beef cattle. *J. Anim. Sci.* **99**, skab081.
128. Hristov, A.N., Oh, J., Giallongo, F., et al. (2015). An inhibitor persistently decreased enteric methane emission from dairy cows with no negative effect on milk production. *Proc. Natl. Acad. Sci. U S A* **112**, 10663–10668.
129. Melgar, A., Welter, K.C., Nedelkov, K., et al. (2020). Dose-response effect of 3-nitrooxypropanol on enteric methane emissions in dairy cows. *J. Dairy Sci.* **103**, 6145–6156.
130. Subharat, S., Shu, D.R., Zheng, T., et al. (2016). Vaccination of sheep with a methanogen protein provides insight into levels of antibody in saliva needed to target ruminal methanogens. *PLoS ONE* **11**, e0159861.
131. Herrero, M., Henderson, B., Havlik, P., et al. (2016). Greenhouse gas mitigation potentials in the livestock sector. *Nat. Clim. Change* **6**, 452–461.
132. Harindintwali, J.D., Zhou, J.L., Muhoza, B., et al. (2021). Integrated eco-strategies towards sustainable carbon and nitrogen cycling in agriculture. *J. Environ. Manage.* **293**, 112856.
133. Bai, Z., Wang, X., Wu, X., et al. (2021). China requires region-specific manure treatment and recycling technologies. *Circular Agr. Syst.* **1**, 1–8.
134. Knapp, J.R., Laur, G.L., Vadas, P.A., et al. (2014). Invited review: enteric methane in dairy cattle production: quantifying the opportunities and impact of reducing emissions. *J. Dairy Sci.* **97**, 3231–3261.

135. Auffret, M.D., Stewart, R., Dewhurst, R.J., et al. (2018). Identification, comparison, and validation of robust rumen microbial biomarkers for methane emissions using diverse *Bos taurus* breeds and basal diets. *Front. Microbiol.* **9**, 2642.
136. Wallace, R.J., Sasson, G., Garnsworthy, P.C., et al. (2019). A heritable subset of the core rumen microbiome dictates dairy cow productivity and emissions. *Sci. Adv.* **5**, eaav8391.
137. Zhang, M., Song, G., Gelardi, D.L., et al. (2020). Evaluating biochar and its modifications for the removal of ammonium, nitrate, and phosphate in water. *Water Res.* **186**, 116303.
138. Lee, H.J., Yong, H.I., Kim, M., et al. (2020). Status of meat alternatives and their potential role in the future meat market - a review. *Asian Austral. J. Anim.* **33**, 1533–1543.
139. Acosta, N., Sakarika, M., Kerckhof, F.-M., et al. (2020). Microbial protein production from methane via electrochemical biogas upgrading. *Chem. Eng. J.* **391**, 123625.
140. Jiang, W., Hernández Villamor, D., Peng, H., et al. (2021). Metabolic engineering strategies to enable microbial utilization of C1 feedstocks. *Nat. Chem. Biol.* **17**, 845–855.
141. Matassa, S., Boon, N., Pikaar, I., and Verstraete, W. (2016). Microbial protein: future sustainable food supply route with low environmental footprint. *Microb. Biotechnol.* **9**, 568–575.
142. Bai, Z., Schmidt-Traub, G., Xu, J., et al. (2020). A food system revolution for China in the post-pandemic world. *Res. Environ. Sustain.* **2**, 100013.
143. Pikaar, I., Matassa, S., Rabaey, K., et al. (2017). Microbes and the next nitrogen revolution. *Environ. Sci. Technol.* **51**, 7297–7303.
144. Pikaar, I., Matassa, S., Bodirsky, B.L., et al. (2018). Decoupling livestock from land use through industrial feed production pathways. *Environ. Sci. Technol.* **52**, 7351–7359.
145. Pan, Y., Birdsey Richard, A., Fang, J., et al. (2011). A large and persistent carbon sink in the world's forests. *Science* **333**, 988–993.
146. FAO (2010). Food and Agriculture Organization: Global Forest Resources Assessment 2010 (FAO Forestry Paper).
147. Mahanta, S.K., Garcia, S.C., and Islam, M.R. (2020). Forage based feeding systems of dairy animals: issues, limitations and strategies. *Range Manag. Agrofor.* **41**, 188–199.
148. Han, C., Zhang, Y.P., Redmile-Gordon, M., et al. (2021). Organic and inorganic model soil fractions instigate the formation of distinct microbial biofilms for enhanced biodegradation of benzo a pyrene. *J. Hazard. Mater.* **404**, 124071.
149. Zomer, R.J., Bossio, D.A., Sommer, R., and Verchot, L.V. (2017). Global sequestration potential of increased organic carbon in cropland soils. *Sci. Rep.* **7**, 15554.
150. Fang, J.Y., Yu, G.R., Liu, L.L., et al. (2018). Climate change, human impacts, and carbon sequestration in China. *Proc. Natl. Acad. Sci. U S A* **115**, 4015–4020.
151. Wijesekara, H., Colyvas, K., Rippon, P., et al. (2021). Carbon sequestration value of biosolids applied to soil: a global meta-analysis. *J. Environ. Manage.* **284**, 112008.
152. Siedt, M., Schäffer, A., Smith, K.E.C., et al. (2021). Comparing straw, compost, and biochar regarding their suitability as agricultural soil amendments to affect soil structure, nutrient leaching, microbial communities, and the fate of pesticides. *Sci. Total Environ.* **751**, 141607.
153. Raymond, P.A., Hartmann, J., Lauerwald, R., et al. (2013). Global carbon dioxide emissions from inland waters. *Nature* **503**, 355–359.
154. Regnier, P., Friedlingstein, P., Ciais, P., et al. (2013). Anthropogenic perturbation of the carbon fluxes from land to ocean. *Nat. Geosci.* **6**, 597–607.
155. Zhao, J., Ma, J., and Zhu, Y. (2019). Evaluating impacts of climate change on net ecosystem productivity (NEP) of global different forest types based on an individual tree-based model FORCCHN and remote sensing. *Glob. Planet. Change* **182**, 103010.
156. Crowther, T.W., Todd-Brown, K.E.O., Rowe, C.W., et al. (2016). Quantifying global soil carbon losses in response to warming. *Nature* **540**, 104–108.
157. Ramesh, T., Bolan, N.S., Kirkham, M.B., et al. (2019). Soil organic carbon dynamics: impact of land use changes and management practices: a review. In *Advances in Agronomy*, D.L. Sparks, ed., pp. 1–107.
158. Chen, S.P., Wang, W.T., Xu, W.T., et al. (2018). Plant diversity enhances productivity and soil carbon storage. *Proc. Natl. Acad. Sci. U S A* **115**, 4027–4032.
159. Fang, J.Y., Yu, G.R., Liu, L.L., et al. (2018). Climate change, human impacts, and carbon sequestration in China. *Proc. Natl. Acad. Sci. U S A* **115**, 4015–4020.
160. Chen, S., Wang, W., Xu, W., et al. (2018). Plant diversity enhances productivity and soil carbon storage. *Proc. Natl. Acad. Sci. U S A* **115**, 4027–4032.
161. McMahon, S.M., Parker, G.G., and Miller, D.R. (2010). Evidence for a recent increase in forest growth. *Proc. Natl. Acad. Sci. U S A* **136**, 3611–3615. 200912376. <https://doi.org/10.1073/pnas.0912376107>.
162. Schäffer, A., Filser, J., Frische, T., et al. (2018). The Silent Spring: On the Need for Sustainable Plant Protection (Deutsche Akademie der Naturforscher Leopoldina e. V., National Academy of Sciences Leopoldina), pp. 1–64.
163. Penuelas, J., Janssens, I.A., Ciais, P., et al. (2020). Anthropogenic global shifts in biospheric N and P concentrations and ratios and their impacts on biodiversity, ecosystem productivity, food security, and human health. *Glob. Change Biol.* **26**, 1962–1985.
164. Chowdhury, S., Bolan, N., Farrell, M., et al. (2021). Role of cultural and nutrient management practices in carbon sequestration in agricultural soil. In *Advances in Agronomy*, D.L. Sparks, ed. (Academic Press), pp. 131–196.
165. Čapek, P., Manzoni, S., Kaštovská, E., et al. (2018). A plant–microbe interaction framework explaining nutrient effects on primary production. *Nat. Ecol. Evol.* **2**, 1588–1596.
166. Marschner, B., Brodowski, S., Dreves, A., et al. (2008). How relevant is recalcitrance for the stabilization of organic matter in soils? *J. Plant Nutr. Soil Sc.* **171**, 91–110.
167. Mack, M., Schuur, E.G., Bret-Harte, M., et al. (2004). Ecosystem carbon storage in arctic tundra reduced by long-term nutrient fertilization. *Nature* **431**, 440–443.
168. Hou, E.Q., Luo, Y.Q., Kuang, Y.W., et al. (2020). Global meta-analysis shows pervasive phosphorus limitation of aboveground plant production in natural terrestrial ecosystems. *Nat. Commun.* **11**, 637.
169. Li, Y., Nie, C., Liu, Y.H., et al. (2019). Soil microbial community composition closely associates with specific enzyme activities and soil carbon chemistry in a long-term nitrogen fertilized grassland. *Sci. Total Environ.* **654**, 264–274.
170. Ylanne, H., and Stark, S. (2019). Distinguishing rapid and slow C cycling feedbacks to grazing in sub-arctic tundra. *Ecosystems* **22**, 1145–1159.
171. Deng, L., Sweeney, S., and Shangguan, Z.P. (2014). Grassland responses to grazing disturbance: plant diversity changes with grazing intensity in a desert steppe. *Grass Forage Sci.* **69**, 524–533.
172. Goll, D.S., Ciais, P., Amann, T., et al. (2021). Potential CO₂ removal from enhanced weathering by ecosystem responses to powdered rock. *Nat. Geosci.* **14**, 545–549.
173. Bolan, N.S., Kunhikrishnan, A., Choppala, G.K., et al. (2012). Stabilization of carbon in composts and biochars in relation to carbon sequestration and soil fertility. *Sci. Total Environ.* **424**, 264–270.
174. Tubiello, F.N., Conchedda, G., Wanner, N., et al. (2021). Carbon emissions and removals from forests: new estimates, 1990–2020. *Earth Syst. Sci. Data* **13**, 1681–1691.
175. Liu, B.J., Zhang, L., Lu, F., et al. (2019). Greenhouse gas emissions and net carbon sequestration of the Beijing-Tianjin sand source control project in China. *J. Clean. Prod.* **225**, 163–172.
176. Lu, F., Hu, H., Sun, W., et al. (2018). Effects of national ecological restoration projects on carbon sequestration in China from 2001 to 2010. *Proc. Natl. Acad. Sci. U S A* **115**, 4039–4044.
177. Diocion, A., Kellman, L., and Beltrami, H. (2009). Looking deeper: an investigation of soil carbon losses following harvesting from a managed northeastern red spruce (*Picea rubens* Sarg.) forest chronosequence. *For. Ecol. Manag.* **257**, 413–420.
178. Gong, C., Tan, Q., Liu, G., and Xu, M. (2021). Forest thinning increases soil carbon stocks in China. *For. Ecol. Manag.* **482**, 118812.
179. Trumbore, S., Brando, P., and Hartmann, H. (2015). Forest health and global change. *Science* **349**, 814–818.
180. Ali, A. (2019). Forest stand structure and functioning: current knowledge and future challenges. *Ecol. Indic.* **98**, 665–677.
181. Pedro, M.S., Rammer, W., and Seidl, R. (2017). Disentangling the effects of compositional and structural diversity on forest productivity. *J. Veg. Sci.* **28**, 649–658.
182. Schulp, C.J.E., Nabuurs, G.-J., Verburg, P.H., and de Waal, R.W. (2008). Effect of tree species on carbon stocks in forest floor and mineral soil and implications for soil carbon inventories. *For. Ecol. Manag.* **256**, 482–490.
183. Lu, X.K., Vitousek, P.M., Mao, Q.G., et al. (2021). Nitrogen deposition accelerates soil carbon sequestration in tropical forests. *Proc. Natl. Acad. Sci. U S A* **118**, e2020790118.
184. Ramachandran Nair, P.K., Mohan Kumar, B., and Nair, V.D. (2009). Agroforestry as a strategy for carbon sequestration. *J. Plant Nutr. Soil Sci.* **172**, 10–23.
185. Liang, C., Schimel, J.P., and Jastrow, J.D. (2017). The importance of anabolism in microbial control over soil carbon storage. *Nat. Microbiol.* **2**, 17105.
186. Kästner, M., and Miltner, A. (2018). SOM and microbes—what is left from microbial life. In *The Future of Soil Carbon*, C. Garcia, P. Nannipieri, and T. Hernandez, eds. (Academic Press), pp. 125–163.
187. Yin, Y., Yang, C., Li, M., et al. (2021). Research progress and prospects for using biochar to mitigate greenhouse gas emissions during composting: a review. *Sci. Total Environ.* **798**, 149294.
188. Wang, Y.Q., Bai, R., Di, H.J., et al. (2018). Differentiated mechanisms of biochar mitigating straw-induced greenhouse gas emissions in two contrasting paddy soils. *Front. Microbiol.* **9**, 2566.
189. Song, X.-D., Yang, F., Wu, H.-Y., et al. (2021). Significant loss of soil inorganic carbon at the continental scale. *Natl. Sci. Rev.* **nwab120**. <https://doi.org/10.1093/nsr/nwab120>.
190. Guo, J.H., Liu, X.J., Zhang, Y., et al. (2010). Significant acidification in major Chinese croplands. *Science* **327**, 1008–1010.
191. Beerling, D.J., Kantzas, E.P., Lomas, M.R., et al. (2020). Potential for large-scale CO₂ removal via enhanced rock weathering with croplands. *Nature* **583**, 242–248.

192. Zhong, Y., Jiang, M., and Middleton, B.A. (2020). Effects of water level alteration on carbon cycling in peatlands. *Ecosyst. Health Sust.* **6**, 1806113.
193. Farquhar, G.D., Fasham, M.J.R., Goulden, M.L., et al. (2001). The carbon cycle and atmospheric carbon dioxide. In *Climate Change 2001: The Scientific Basis*, J.T. Houghton, Y. Ding, and D.J. Griggs, et al., eds. (Cambridge University Press), pp. 1–56.
194. IPCC (2001). *The Scientific Basis* (Cambridge University Press).
195. Macreadie, P.I., Anton, A., Raven, J.A., et al. (2019). The future of blue carbon science. *Nat. Commun.* **10**, 3998.
196. McLeod, E., Chmura, G.L., Bouillon, S., et al. (2011). A blueprint for blue carbon: toward an improved understanding of the role of vegetated coastal habitats in sequestering CO₂. *Front. Ecol. Environ.* **9**, 552–560.
197. Jiao, N., Herndl, G.J., Hansell, D.A., et al. (2010). Microbial production of recalcitrant dissolved organic matter: long-term carbon storage in the global ocean. *Nat. Rev. Microbiol.* **8**, 593–599.
198. Legendre, L., Rivkin, R.B., Weinbauer, M.G., et al. (2015). The microbial carbon pump concept: potential biogeochemical significance in the globally changing ocean. *Prog. Oceanogr.* **134**, 432–450.
199. Stone, R. (2010). The invisible hand behind a vast carbon reservoir. *Science* **328**, 1476–1477.
200. Nellemann, C., Corcoran, E., Duarte, C., et al. (2009). *Blue Carbon—the Role of Healthy Oceans in Binding Carbon*. <https://www.grida.no/publications/145>.
201. Jiao, N.Z., Wang, H., Xu, G.H., and Arico, S. (2018). Blue carbon on the rise: challenges and opportunities. *Natl. Sci. Rev.* **5**, 464–468.
202. Tang, J.W., Ye, S.F., Chen, X.C., et al. (2018). Coastal blue carbon: concept, study method, and the application to ecological restoration. *Sci. China Earth Sci.* **61**, 637–646.
203. Duarte, C.M., Losada, I.J., Hendriks, I.E., et al. (2013). The role of coastal plant communities for climate change mitigation and adaptation. *Nat. Clim. Change* **3**, 961–968.
204. Breithaupt, J.L., Smoak, J.M., Smith, T.J., et al. (2012). Organic carbon burial rates in mangrove sediments: strengthening the global budget. *Glob. Biogeochem. Cy.* **26**, Gb3011.
205. Wang, F.M., Sanders, C.J., Santos, I.R., et al. (2021). Global blue carbon accumulation in tidal wetlands increases with climate change. *Natl. Sci. Rev.* **8**, nwaa296.
206. Le Quere, C., Andrew, R.M., Friedlingstein, P., et al. (2018). Global carbon budget 2018. *Earth Syst. Sci. Data* **10**, 2141–2194.
207. Wei, F. (2021). Towards post-2020 global biodiversity conservation: footprint and direction in China. *Innovation* **2**, 100175. <https://doi.org/10.1016/j.xinn.2021.100175>.
208. Jiao, N.Z., Tang, K., Cai, H.Y., and Mao, Y.J. (2011). Increasing the microbial carbon sink in the sea by reducing chemical fertilization on the land. *Nat. Rev. Microbiol.* **9**, 75.
209. Chen, C.-T.A., and Borges, A.V. (2009). Reconciling opposing views on carbon cycling in the coastal ocean: continental shelves as sinks and near-shore ecosystems as sources of atmospheric CO₂. *Deep-sea Res. Pt.* **56**, 578–590.
210. Wang, F.M., Eagle, M., Kroeger, K.D., et al. (2021). Plant biomass and rates of carbon dioxide uptake are enhanced by successful restoration of tidal connectivity in salt marshes. *Sci. Total Environ.* **750**, 141566.
211. Bossio, D.A., Cook-Patton, S.C., Ellis, P.W., et al. (2020). The role of soil carbon in natural climate solutions. *Nat. Sustain.* **3**, 391–398.
212. Brown, M.A., Dwivedi, P., Mani, S., et al. (2021). A framework for localizing global climate solutions and their carbon reduction potential. *Proc. Natl. Acad. Sci. U S A* **118**, e210008118.
213. Shi, T., Zheng, X., Zhang, H., et al. (2021). Coral reefs: potential blue carbon sinks for climate change mitigation. *Bull. Chin. Acad. Sci.* **36**, 270–278.
214. Zhang, J., Liu, J., Zhang, Y., and Li, G. (2021). Strategic approach for mariculture to practice ocean negative carbon emission. *Bull. Chin. Acad. Sci.* **36**, 252–258.
215. Kaza, S., Yao, L., Bhada-Tata, P., and Woerden, F.V. (2018). *What a Waste 2.0: A Global Snapshot of Solid Waste Management to 2050* (The World Bank).
216. EPA (2021). *Basic Information about Landfill Gas -Methane Emissions from Landfills* (Environmental Protection Agency). <https://www.epa.gov/lmop/basic-information-about-landfill-gas#methane>.
217. Yadav, I.C., and Devi, N.L. (2019). Biomass Burning, Regional Air Quality, and Climate Change.
218. Chen, W.F., Meng, J., Han, X.R., et al. (2019). Past, present, and future of biochar. *Biochar* **1**, 75–87.
219. Lehmann, J. (2007). A handful of carbon. *Nature* **447**, 143–144.
220. Wang, J.L., and Wang, S.Z. (2019). Preparation, modification and environmental application of biochar: a review. *J. Clean. Prod.* **227**, 1002–1022.
221. Soni, B., and Karmee, S.K. (2020). Towards a continuous pilot scale pyrolysis based biorefinery for production of biooil and biochar from sawdust. *Fuel* **271**, 117570.
222. Liu, G.X., Song, Y., Sheng, H.J., et al. (2019). Adsorption kinetics of 2,2',4,4'-tetrabromodiphenyl ether (BDE-47) on maize straw-derived biochars. *Pedosphere* **29**, 721–729.
223. Bolan, N., Hoang, S.A., Beiyuan, J.Z., et al. (2021). Multifunctional applications of biochar beyond carbon storage. *Int. Mater. Rev.* <https://doi.org/10.1080/09506608.2021.1922047>.
224. Jia, M.Y., Wang, F., Jin, X., et al. (2016). Metal ion-oxytetracycline interactions on maize straw biochar pyrolyzed at different temperatures. *Chem. Eng. J.* **304**, 934–940.
225. Martin-Lara, M.A., Pinar, A., Ligeró, A., et al. (2021). Characterization and use of char produced from pyrolysis of post-consumer mixed plastic waste. *Water* **13**, 1188.
226. Singh, E., Kumar, A., Mishra, R., et al. (2021). Pyrolysis of waste biomass and plastics for production of biochar and its use for removal of heavy metals from aqueous solution. *Bioresour. Technol.* **320**, 124278.
227. Oh, S.Y., and Seo, T.C. (2019). Upgrading biochar via co-pyrolyzation of agricultural biomass and polyethylene terephthalate wastes. *RSC Adv.* **9**, 28284–28290.
228. Ghodake, G.S., Shinde, S.K., Kadam, A.A., et al. (2021). Review on biomass feedstocks, pyrolysis mechanism and physicochemical properties of biochar: state-of-the-art framework to speed up vision of circular bioeconomy. *J. Clean. Prod.* **297**, 126645.
229. Dissanayake, P.D., You, S.M., Igalavithana, A.D., et al. (2020). Biochar-based adsorbents for carbon dioxide capture: a critical review. *Renew. Sust. Energ. Rev.* **119**, 109582.
230. Shaheen, S.M., Niazi, N.K., Hassan, N.E.E., et al. (2019). Wood-based biochar for the removal of potentially toxic elements in water and wastewater: a critical review. *Int. Mater. Rev.* **64**, 216–247.
231. Liu, G.X., Sheng, H.J., Fu, Y.H., et al. (2019). Extracellular polymeric substances (EPS) modulate adsorption isotherms between biochar and 2,2',4,4'-tetrabromodiphenyl ether. *Chemosphere* **214**, 176–183.
232. Jia, M.Y., Wang, F., Bian, Y.R., et al. (2018). Sorption of sulfamethazine to biochars as affected by dissolved organic matters of different origin. *Bioresour. Technol.* **248**, 36–43.
233. Ye, L.L., Camps-Arbestain, M., Shen, Q.H., et al. (2020). Biochar effects on crop yields with and without fertilizer: a meta-analysis of field studies using separate controls. *Soil Use Manage.* **36**, 2–18.
234. Woolf, D., Amonette, J.E., Street-Perrott, F.A., et al. (2010). Sustainable biochar to mitigate global climate change. *Nat. Commun.* **1**, 56.
235. Bruun, E.W., Petersen, C.T., Hansen, E., et al. (2014). Biochar amendment to coarse sandy subsoil improves root growth and increases water retention. *Soil Use Manage.* **30**, 109–118.
236. Hossain, M.Z., Bahar, M.M., Sarkar, B., et al. (2020). Biochar and its importance on nutrient dynamics in soil and plant. *Biochar* **2**, 379–420.
237. Pandit, N.R., Mulder, J., Hale, S.E., et al. (2018). Biochar improves maize growth by alleviation of nutrient stress in a moderately acidic low-input Nepalese soil. *Sci. Total Environ.* **625**, 1380–1389.
238. Yang, X., Tsiabart, A., Nam, H., et al. (2019). Effect of gasification biochar application on soil quality: trace metal behavior, microbial community, and soil dissolved organic matter. *J. Hazard. Mater.* **365**, 684–694.
239. Hseu, Z.-Y., Jien, S.-H., Chien, W.-H., and Liou, R.-C. (2014). Impacts of biochar on physical properties and erosion potential of a mudstone slopeland soil. *Sci. World J.* **2014**, 602197.
240. Fu, Y.H., Wang, F., Sheng, H.J., et al. (2020). Enhanced antibacterial activity of magnetic biochar conjugated quaternary phosphonium salt. *Carbon* **163**, 360–369.
241. Harindintwali, J.D., Zhou, J., Yang, W., et al. (2020). Biochar-bacteria-plant partnerships: eco-solutions for tackling heavy metal pollution. *Ecotox. Environ. Safe* **204**, 111020.
242. Xiang, L.L., Sheng, H.J., Gu, C.G., et al. (2019). Biochar combined with compost to reduce the mobility, bioavailability and plant uptake of 2,2',4,4'-tetrabrominated diphenyl ether in soil. *J. Hazard. Mater.* **374**, 341–348.
243. Sashidhar, P., Kochar, M., Singh, B., et al. (2020). Biochar for delivery of agri-inputs: current status and future perspectives. *Sci. Total Environ.* **703**, 134892.
244. Oliveira, F.R., Patel, A.K., Jaisi, D.P., et al. (2017). Environmental application of biochar: current status and perspectives. *Bioresour. Technol.* **246**, 110–122.
245. Mandal, S., Sarkar, B., Bolan, N., et al. (2016). Designing advanced biochar products for maximizing greenhouse gas mitigation potential. *Crit. Rev. Env. Sci. Technol.* **46**, 1367–1401.
246. Han, X.G., Sun, X., Wang, C., et al. (2016). Mitigating methane emission from paddy soil with rice-straw biochar amendment under projected climate change. *Sci. Rep.* **6**, 24731.
247. He, Y.H., Zhou, X.H., Jiang, L.L., et al. (2017). Effects of biochar application on soil greenhouse gas fluxes: a meta-analysis. *GCB. Bioenergy* **9**, 743–755.
248. Gao, P., Li, S., Bu, X., et al. (2017). Direct conversion of CO₂ into liquid fuels with high selectivity over a bifunctional catalyst. *Nat. Chem.* **9**, 1019–1024.
249. Joseph, S., Cowie, A.L., Van Zwieten, L., et al. (2021). How biochar works, and when it doesn't: a review of mechanisms controlling soil and plant responses to biochar. *GCB. Bioenergy*. <https://doi.org/10.1111/gcbb.12885>.

250. Minh, T.D., Song, J.Z., Deb, A., et al. (2020). Biochar based catalysts for the abatement of emerging pollutants: a review. *Chem. Eng. J.* **394**, 124856.
251. Xiong, X.N., Yu, I.K.M., Cao, L.C., et al. (2017). A review of biochar-based catalysts for chemical synthesis, biofuel production, and pollution control. *Bioresour. Technol.* **246**, 254–270.
252. Lu, W., Jia, B., Cui, B., et al. (2017). Efficient photoelectrochemical reduction of carbon dioxide to formic acid: a functionalized ionic liquid as an absorbent and electrolyte. *Angew. Chem. Int. Edit.* **56**, 11851–11854.
253. Wan, Z.H., Sun, Y.Q., Tsang, D.C.W., et al. (2020). Sustainable remediation with an electroactive biochar system: mechanisms and perspectives. *Green Chem.* **22**, 2688–2711.
254. Wan, Z.H., Xu, Z.B., Sun, Y.Q., et al. (2021). Critical impact of nitrogen vacancies in nonradical carbocatalysis on nitrogen-doped graphitic biochar. *Environ. Sci. Technol.* **55**, 7004–7014.
255. Wang, L., Chen, L., Tsang, D.C.W., et al. (2019). The roles of biochar as green admixture for sediment-based construction products. *Cement Concrete Comp.* **104**, 103348.
256. Wang, L., Chen, L., Tsang, D.C.W., et al. (2020). Biochar as green additives in cement-based composites with carbon dioxide curing. *J. Clean. Prod.* **258**, 120678.
257. Das, O., Sarmah, A.K., and Bhattacharyya, D. (2015). A novel approach in organic waste utilization through biochar addition in wood/polypropylene composites. *Waste Manag.* **38**, 132–140.
258. Chen, L., Wang, L., Zhang, Y., et al. (2021). Roles of biochar in cement-based stabilization/solidification of municipal solid waste incineration fly ash. *Chem. Eng. J.* **132972**.
259. Wang, L., Chen, L., Poon, C.S., et al. (2021). Roles of biochar and CO₂ curing in sustainable magnesia cement-based composites. *ACS Sustain. Chem. Eng.* **9**, 8603–8610.
260. Dixit, A., Gupta, S., Pang, S.D., and Kua, H.W. (2020). Cement replacement and improved hydration in ultra-high performance concrete using biochar. In 3rd International Conference on the Application of Superabsorbent Polymers, W.P. Boshoff, R. Combrinck, and V. Mechtcherine, et al., eds. (Springer, Cham), pp. 222–229.
261. Gupta, S., Kua, H.W., and Cynthia, S.Y.T. (2017). Use of biochar-coated polypropylene fibers for carbon sequestration and physical improvement of mortar. *Cement Concrete Comp.* **83**, 171–187.
262. Ahmad, S., Khushnood, R.A., Jagdale, P., et al. (2015). High performance self-consolidating cementitious composites by using micro carbonized bamboo particles. *Mater. Des.* **76**, 223–229.
263. Gupta, S., Kua, H.W., and Low, C.Y. (2019). Use of biochar as carbon sequestering additive in cement mortar (vol. 87, p. 110, 2018). *Cement Concrete Comp.* **95**, 285–286.
264. Man, K.Y., Chow, K.L., Man, Y.B., et al. (2021). Use of biochar as feed supplements for animal farming. *Crit. Rev. Env. Sci. Technol.* **51**, 187–217.
265. Xu, Z.B., He, M.J., Xu, X.Y., et al. (2021). Impacts of different activation processes on the carbon stability of biochar for oxidation resistance. *Bioresour. Technol.* **338**, 125555.
266. He, M.J., Xu, Z.B., Sun, Y.Q., et al. (2021). Critical impacts of pyrolysis conditions and activation methods on application-oriented production of wood waste-derived biochar. *Bioresour. Technol.* **341**, 125811.
267. Belcher, R.W., Kim, H.S., Buege, B., et al. (2017). Biochar as a Microbial Carrier (World Intellectual Property Organization), WO 2017/117314 A1.
268. Finnegan, G. (2015). All Products Based on Fossil Fuels Could Be Made from Biomass – Dr Philippe Mengal. <https://ec.europa.eu/research-and-innovation/en/horizon-magazine/all-products-based-fossil-fuels-could-be-made-biomass-dr-philippe-mengal>.
269. Chen, G.Q., and Patel, M.K. (2012). Plastics derived from biological sources: present and future: a technical and environmental review. *Chem. Rev.* **112**, 2082–2099.
270. Jiang, T., Duan, Q., Zhu, J., et al. (2020). Starch-based biodegradable materials: challenges and opportunities. *Adv. Ind. Eng. Polym. Res.* **3**, 8–18.
271. Chong, J.W.R., Khoo, K.S., Yew, G.Y., et al. (2021). Advances in production of bioplastics by microalgae using food waste hydrolysate and wastewater: a review. *Bioresour. Technol.* **342**, 125947.
272. Atiwesh, G., Mikhael, A., Parrish, C.C., et al. (2021). Environmental impact of bioplastic use: a review. *Heliyon* **7**, e07918.
273. Nandakumar, A., Chuah, J.A., and Sudesh, K. (2021). Bioplastics: a boon or bane? *Renew. Sust. Energ. Rev.* **147**, 111237.
274. Lim, C., Yusoff, S., Ng, C.G., et al. (2021). Bioplastic made from seaweed polysaccharides with green production methods. *J. Environ. Chem. Eng.* **9**, 105895.
275. Bishop, G., Styles, D., and Lens, P.N.L. (2021). Environmental performance comparison of bioplastics and petrochemical plastics: a review of life cycle assessment (LCA) methodological decisions. *Resour. Conserv. Recy.* **168**, 105451.
276. Berglund, L.A., and Burgert, I. (2018). Bioinspired wood nanotechnology for functional materials. *Adv. Mater.* **30**, e1704285.
277. Li, T., Chen, C.J., Brozana, A.H., et al. (2021). Developing fibrillated cellulose as a sustainable technological material. *Nature* **590**, 47–56.
278. Song, J.W., Chen, C.J., Zhu, S.Z., et al. (2018). Processing bulk natural wood into a high-performance structural material. *Nature* **554**, 224–228.
279. Jiang, F., Li, T., Li, Y., et al. (2018). Wood-based nanotechnologies toward sustainability. *Adv. Mater.* **30**, 1703453.
280. Zhang, L., Dang, Y., Zhou, X., et al. (2021). Direct conversion of CO₂ to a jet fuel over CoFe alloy catalysts. *Innovation* **2**, 100170. <https://doi.org/10.1016/j.xinn.2021.100170>.
281. IEA (2013). Technology Roadmap: Carbon Capture and Storage (OECD/IEA). <https://www.iea.org/reports/technology-roadmap-carbon-capture-and-storage-2013>.
282. Marchetti, C. (1977). On geoengineering and the CO₂ problem. *Climatic change* **1**, 59–68.
283. Akervoll, I., Lindeberg, E., and Lackner, A. (2009). Feasibility of reproduction of stored CO₂ from the Utsira formation at the Sleipner gas field. *Energy. Proced.* **1**, 2557–2564.
284. Metz, B., Davidson, O., De Coninck, H., et al. (2005). IPCC Special Report on Carbon Dioxide Capture and Storage (Cambridge University Press). <https://www.ipcc.ch/report/carbon-dioxide-capture-and-storage/>.
285. Gao, L., Jin, H., Liu, Z., and Zheng, D. (2004). Exergy analysis of coal-based polygeneration system for power and chemical production. *Energy* **29**, 2359–2371.
286. Li, S., Jin, H., and Gao, L. (2013). Cogeneration of substitute natural gas and power from coal by moderate recycle of the chemical unconverted gas. *Energy* **55**, 658–667.
287. Li, S., Gao, L., and Jin, H. (2017). Realizing low life cycle energy use and GHG emissions in coal based polygeneration with CO₂ capture. *Appl. Energy* **194**, 161–171.
288. Hongguang, J., Toshihiro, O., and Ishida, M. (1998). Development of a novel chemical-looping combustion: synthesis of a looping material with a double metal oxide of CoO–NiO. *Energy. Fuel.* **12**, 1272–1277.
289. López-Pacheco, I.Y., Rodas-Zuluaga, L.I., Fuentes-Tristan, S., et al. (2021). Phycocapture of CO₂ as an option to reduce greenhouse gases in cities: carbon sinks in urban spaces. *J. CO₂ Util.* **53**, 101704. <https://doi.org/10.1016/j.jcou.2021.101704>.
290. Hou, S.L., Dong, J., and Zhao, B. (2019). Formation of C-X bonds in CO₂ chemical fixation catalyzed by metal-organic frameworks. *Adv. Mater.* **32**, 1806163.
291. Klankermayer, J., Wesselbaum, S., Beydoun, K., and Leitner, W. (2016). Selective catalytic synthesis using the combination of carbon dioxide and hydrogen: catalytic chess at the interface of energy and chemistry. *Angew. Chem. Int. Ed.* **55**, 7296–7343.
292. Gao, P., Li, S.G., Bu, X.N., et al. (2017). Direct conversion of CO₂ into liquid fuels with high selectivity over a bifunctional catalyst. *Nat. Chem.* **9**, 1019–1024.
293. He, Z.H., Qian, Q.L., Ma, J., et al. (2016). Water-enhanced synthesis of higher alcohols from CO₂ hydrogenation over a Pt/Co₃O₄ catalyst under milder conditions. *Angew. Chem. Int. Ed.* **55**, 737–741.
294. Lang, X.D., and He, L.N. (2016). Green catalytic process for cyclic carbonate synthesis from carbon dioxide under mild conditions. *Chem. Rec.* **16**, 1337–1352.
295. Wu, Y.Y., Zhao, Y.F., Li, R.P., et al. (2017). Tetrabutylphosphonium-based ionic liquid catalyzed CO₂ transformation at ambient conditions: a case of synthesis of α -alkylidene cyclic carbonates. *ACS Catal.* **7**, 6251–6255.
296. Kindermann, N., Jose, T., and Kleij, A.W. (2017). Synthesis of carbonates from alcohols and CO₂. In *Chemical Transformations of Carbon Dioxide*, X.F. Wu and M. Beller, eds. (Springer), pp. 61–88.
297. Yu, B., and Liu, Z.M. (2015). CO₂-involved synthesis of chemicals by the construction of C-N and C-C bonds (in Chinese). *Chinese Sci. Bull.* **60**, 1452–1464.
298. Yang, Z.-Z., He, L.-N., Gao, J., et al. (2012). Carbon dioxide utilization with C–N bond formation: carbon dioxide capture and subsequent conversion. *Energy. Environ. Sci.* **5**, 6602–6639.
299. Hu, J.Y., Ma, J., Zhu, Q.G., et al. (2015). Transformation of atmospheric CO₂ catalyzed by protic ionic liquids: efficient synthesis of 2-oxazolidinones. *Angew. Chem. Int. Ed.* **54**, 5399–5403.
300. Zhao, Y.F., Yu, B., Yang, Z.Z., et al. (2014). A protic ionic liquid catalyzes CO₂ conversion at atmospheric pressure and room temperature: synthesis of quinazoline-2,4(1H,3H)-diones. *Angew. Chem. Int. Ed.* **53**, 5922–5925.
301. Liu, A.H., Yu, B., and He, L.N. (2015). Catalytic conversion of carbon dioxide to carboxylic acid derivatives. *Greenh. Gases* **5**, 17–33.
302. Ostapowicz, T.G., Schmitz, M., Krystof, M., et al. (2013). Carbon dioxide as a C1 building block for the formation of carboxylic acids by formal catalytic hydrocarboxylation. *Angew. Chem. Int. Ed.* **52**, 12341–12345.
303. Li, K., Peng, B., and Peng, T.Y. (2016). Recent advances in heterogeneous photocatalytic CO₂ conversion to solar fuels. *ACS Catal.* **6**, 7485–7527.
304. Li, C.C., Wang, T., Liu, B., et al. (2019). Photoelectrochemical CO₂ reduction to adjustable syngas on grain-boundary-mediated α -Si/TiO₂/Au photocathodes with low onset potentials. *Energy Environ. Sci.* **12**, 923–928.
305. Vu, N.N., Kaliaguine, S., and Do, T.O. (2019). Critical aspects and recent advances in structural engineering of photocatalysts for sunlight-driven photocatalytic reduction of CO₂ into fuels. *Adv. Funct. Mater.* **29**, 1901825.

306. Wang, J.W., Jiang, L., Huang, H.H., et al. (2021). Rapid electron transfer via dynamic coordinative interaction boosts quantum efficiency for photocatalytic CO₂ reduction. *Nat. Commun.* **12**, 4276.
307. Long, R., Li, Y., Liu, Y., et al. (2017). Isolation of Cu atoms in Pd lattice: forming highly selective sites for photocatalytic conversion of CO₂ to CH₄. *J. Am. Chem. Soc.* **139**, 4486–4492.
308. Zeng, G.T., Qiu, J., Li, Z., et al. (2015). CO₂ reduction to methanol on TiO₂-passivated GaP photocatalysts. *ACS Catal.* **4**, 3512–3516.
309. Lu, W.W., Jia, B., Cui, B.L., et al. (2017). Efficient photoelectrochemical reduction of carbon dioxide to formic acid: a functionalized ionic liquid as an absorbent and electrolyte. *Angew. Chem. Int. Ed.* **56**, 11851–11854.
310. Albero, J., Peng, Y., and García, H. (2020). Photocatalytic CO₂ reduction to C₂₊ products. *ACS Catal.* **10**, 5734–5749.
311. Birdja, Y.Y., Pérez-Gallent, E., Figueiredo, M.C., et al. (2019). Advances and challenges in understanding the electrocatalytic conversion of carbon dioxide to fuels. *Nat. Energy* **4**, 732–745.
312. Kibria, M.G., Edwards, J.P., Gabardo, C.M., et al. (2019). Electrochemical CO₂ reduction into chemical feedstocks: from mechanistic electrocatalysis models to system design. *Adv. Mater.* **31**, 1807166.
313. Hori, Y., Wakebe, H., Tsukamoto, T., and Koga, O. (1994). Electrocatalytic process of CO selectivity in electrochemical reduction of CO₂ at metal electrodes in aqueous media. *Electrochim. Acta* **39**, 1833–1839.
314. Hori, Y., Kikuchi, K., and Suzuki, S. (1985). Production of CO and CH₄ in electrochemical reduction of CO₂ at metal electrodes in aqueous hydrogencarbonate solution. *Chem. Lett.* **14**, 1695–1698.
315. Huang, J.E., Li, F., Ozden, A., et al. (2021). CO₂ electrolysis to multicarbon products in strong acid. *Science* **372**, 1074–1078.
316. Nitopi, S., Bertheussen, E., Scott, S.B., et al. (2019). Progress and perspectives of electrochemical CO₂ reduction on copper in aqueous electrolyte. *Chem. Rev.* **119**, 7610–7672.
317. Ross, M.B., De Luna, P., Li, Y., et al. (2019). Designing materials for electrochemical carbon dioxide recycling. *Nat. Catal.* **2**, 648–658.
318. Wang, G., Chen, J., Ding, Y., et al. (2021). Electrocatalysis for CO₂ conversion: from fundamentals to value-added products. *Chem. Soc. Rev.* **50**, 4993–5061.
319. Wu, Y., Jiang, Z., Lu, X., et al. (2019). Domino electroreduction of CO₂ to methanol on a molecular catalyst. *Nature* **575**, 639–642.
320. Zhi, X., Vasileff, A., Zheng, Y., et al. (2021). Role of oxygen-bound reaction intermediates in selective electrochemical CO₂ reduction. *Energ. Environ. Sci.*
321. Yang, D., Zhu, Q., and Han, B. (2020). Electroreduction of CO₂ in ionic liquid-based electrolytes. *Innovation* **1**, 100016. <https://doi.org/10.1016/j.xinn.2020.100016>.
322. De Arquer, F.P.G., Dinh, C.-T., Ozden, A., et al. (2020). CO₂ electrolysis to multicarbon products at activities greater than 1 A cm⁻². *Science* **367**, 661–666.
323. Haas, T., Krause, R., Weber, R., et al. (2018). Technical photosynthesis involving CO₂ electrolysis and fermentation. *Nat. Catal.* **1**, 32–39.
324. Peterson, A.A., Abild-Pedersen, F., Studt, F., et al. (2010). How copper catalyzes the electroreduction of carbon dioxide into hydrocarbon fuels. *Energ. Environ. Sci.* **3**, 1311–1315.
325. Xia, C., Zhu, P., Jiang, Q., et al. (2019). Continuous production of pure liquid fuel solutions via electrocatalytic CO₂ reduction using solid-electrolyte devices. *Nat. Energy* **4**, 776–785.
326. Ma, W., Xie, S., Liu, T., et al. (2020). Electrocatalytic reduction of CO₂ to ethylene and ethanol through hydrogen-assisted C-C coupling over fluorine-modified copper. *Nat. Catal.* **3**, 478–487.
327. Nørskov, J.K., Rossmeisl, J., Logadottir, A., et al. (2004). Origin of the overpotential for oxygen reduction at a fuel-cell cathode. *J. Phys. Chem. B* **108**, 17886–17892.
328. Li, H., Kelly, S., Guevarra, D., et al. (2021). Analysis of the limitations in the oxygen reduction activity of transition metal oxide surfaces. *Nat. Catal.* **4**, 463–468.
329. Xu, S., and Carter, E.A. (2018). Theoretical insights into heterogeneous (photo) electrochemical CO₂ reduction. *Chem. Rev.* **119**, 6631–6669.
330. Beller, M., and Bornscheuer, U.T. (2014). CO₂ fixation through hydrogenation by chemical or enzymatic methods. *Angew. Chem. Int. Ed.* **53**, 4527–4528.
331. Aleku, G.A., Robert, G.W., Titchiner, G.R., and Leys, D. (2021). Synthetic enzyme-catalyzed CO₂ fixation reactions. *ChemSusChem* **14**, 1781–1804.
332. Shi, J.F., Jiang, Y.J., Jiang, Z.Y., et al. (2015). Enzymatic conversion of carbon dioxide. *Chem. Soc. Rev.* **44**, 5981–6000.
333. Alves, M., Grignard, B., Mereau, R., et al. (2017). Organocatalyzed coupling of carbon dioxide with epoxides for the synthesis of cyclic carbonates: catalyst design and mechanistic studies. *Catal. Sci. Technol.* **7**, 2651–2684.
334. Appel, A.M., Bercaw, J.E., Bocarsly, A.B., et al. (2013). Frontiers, opportunities, and challenges in biochemical and chemical catalysis of CO₂ fixation. *Chem. Rev.* **113**, 6621–6658.
335. Sun, Z., Ma, T., Tao, H., et al. (2017). Fundamentals and challenges of electrochemical CO₂ reduction using two-dimensional materials. *Chem.* **3**, 560–587.
336. Freitas, Williane da Silva, Alessandra, D'Epifanio, and Barbara, Mecheri (2021). Electrocatalytic CO₂ reduction on nanostructured metal-based materials: Challenges and constraints for a sustainable pathway to decarbonization. *J. CO₂ Util.* **50**, 101579. <https://doi.org/10.1016/j.jcou.2021.101579>.
337. Tans, P.P., Fung, I.Y., and Takahashi, T. (1990). Observational constraints on the global atmospheric CO₂ budget. *Science* **247**, 1431–1438.
338. Butz, A., Guerlet, S., Hasekamp, O., et al. (2011). Toward accurate CO₂ and CH₄ observations from GOSAT. *Geophys. Res. Lett.* **38**, L14812.
339. Hakkarainen, J., Ialongo, I., and Tamminen, J. (2016). Direct space-based observations of anthropogenic CO₂ emission areas from OCO-2. *Geophys. Res. Lett.* **43**, 11400–11406.
340. Yang, D.X., Liu, Y., Cai, Z.N., et al. (2018). First global carbon dioxide maps produced from tatsat measurements. *Adv. Atmos. Sci.* **35**, 621–623.
341. Liu, F., Page, A., Strode, S.A., et al. (2020). Abrupt decline in tropospheric nitrogen dioxide over China after the outbreak of COVID-19. *Sci. Adv.* **6**, eabc2992.
342. Reuter, M., Buchwitz, M., Schneising, O., et al. (2019). Towards monitoring localized CO₂ emissions from space: co-located regional CO₂ and NO₂ enhancements observed by the OCO-2 and S5P satellites. *Atmos. Chem. Phys.* **19**, 9371–9383.
343. Goldberg, D.L., Anenberg, S.C., Griffon, D., et al. (2020). Disentangling the impact of the COVID-19 lockdowns on urban NO₂ from natural variability. *Geophys. Res. Lett.* **47**, e2020GL089269.
344. Kuhlmann, G., Broquet, G., Marshall, J., et al. (2019). Detectability of CO₂ emission plumes of cities and power plants with the Copernicus Anthropogenic CO₂ Monitoring (CO2M) mission. *Atmos. Meas. Tech.* **12**, 6695–6719.
345. Peng, D.L., Zhang, B., Wu, C.Y., et al. (2017). Country-level net primary production distribution and response to drought and land cover change. *Sci. Total Environ.* **574**, 65–77.
346. Chen, J.M., Ju, W.M., Ciais, P., et al. (2019). Vegetation structural change since 1981 significantly enhanced the terrestrial carbon sink. *Nat. Commun.* **10**, 4259.

ACKNOWLEDGMENTS

This work was partially supported by the National Key R&D Program of China (2020YFC1807000), the National Natural Science Foundation of China (41991333, 41977137, 31922080, 32171581, 52173241, 21776294, 21773267, 21872160, 51776197, 52122601, 21677149), the Youth Innovation Promotion Association of Chinese Academy of Sciences (2011225, 2016275, 2019189, 2019182, 2021347, 2017241, Y202078, 2019170, Y202042), the Key Program of Frontier Sciences, Chinese Academy of Sciences (QYZDJ-SSW-DQC035), the Outstanding Youth Fund of Natural Science Foundation of Jiangsu, China (BK20150050), the Guangdong Basic and Applied Basic Research Foundation (2021B1515020011), the Center for Health Impacts of Agriculture (CHIA) of Michigan State University, the ANSO Scholarship for Young Talents in China, the Natural Science Foundation of Fujian Province for Distinguished Young Scholars (2019J06023) and the Joint Fund of the Yulin University and the Dalian National Laboratory for Clean Energy (YLU-DNL Fund 2021005), German Research Foundation (DFG 5174188, 5245626, 5422173, 5471428, 40956283, 214367779, 160523647, 272843), and Hunan Province Science and Technology plan (2020NK2066). Fang Wang was supported by a fellowship from the Alexander von Humboldt Foundation for experienced researchers. We thank WG-46, Joint PICES/ICE Working Group on Ocean Negative Carbon Emission (ONCE) for their useful discussions. This work is dedicated to the 10th anniversary of the Youth Innovation Promotion Association of Chinese Academy of Sciences.

AUTHOR CONTRIBUTIONS

Fang W., J.D.H., D.C.W.T., S.X.C., M.K., D.B., K.W., X.H., S.D., J.G., C.X., N.J., Y.Z., H.J., A.S., J.M.T., J.M.C., and L.X. conceived, organized, and revised the manuscript. Zhizhang Y., Zhigang Y., Linjuan Z., Liang X., Y.-G.Z., Y.Z., H.C., J.Z., X.L., and Y.G. wrote and revised technologies for renewable energy. M.W., Faming W., Y.F., J.R., Leilei X., Z.Y., X.J., J.L., Y.S.O., W.C., J.S., Z.B., B.L., Z.T., N.B., M.L., J.L., and F.B. wrote and revised technologies for enhanced carbon sink in global ecosystems. S.L., L.L., Q.Z., N.W., W.Z., B.Z., Liu-bin Z., X.L., N.S., and T.Z. wrote and revised section technologies for carbon capture, utilization, and storage. L.H., D.P., and C.H. wrote and revised carbon neutrality based on satellite observations and Digital Earth. All authors discussed and approved the final manuscript.

DECLARATION OF INTERESTS

The authors declare no competing interests.

LEAD CONTACT WEBSITE

Fang Wang: http://sourcedb.issas.cas.cn/yw/rc/fas/201412/t20141230_4283668.html.
Jing M. Chen: <http://faculty.geog.utoronto.ca/Chen/Chen's%20homepage/home.html>.